

# Norwich to Tilbury

## Volume 6: Environmental Statement

Document: 6.14.F3 Environmental Statement Figure 14.3 - Construction Vibration Assessment Outputs

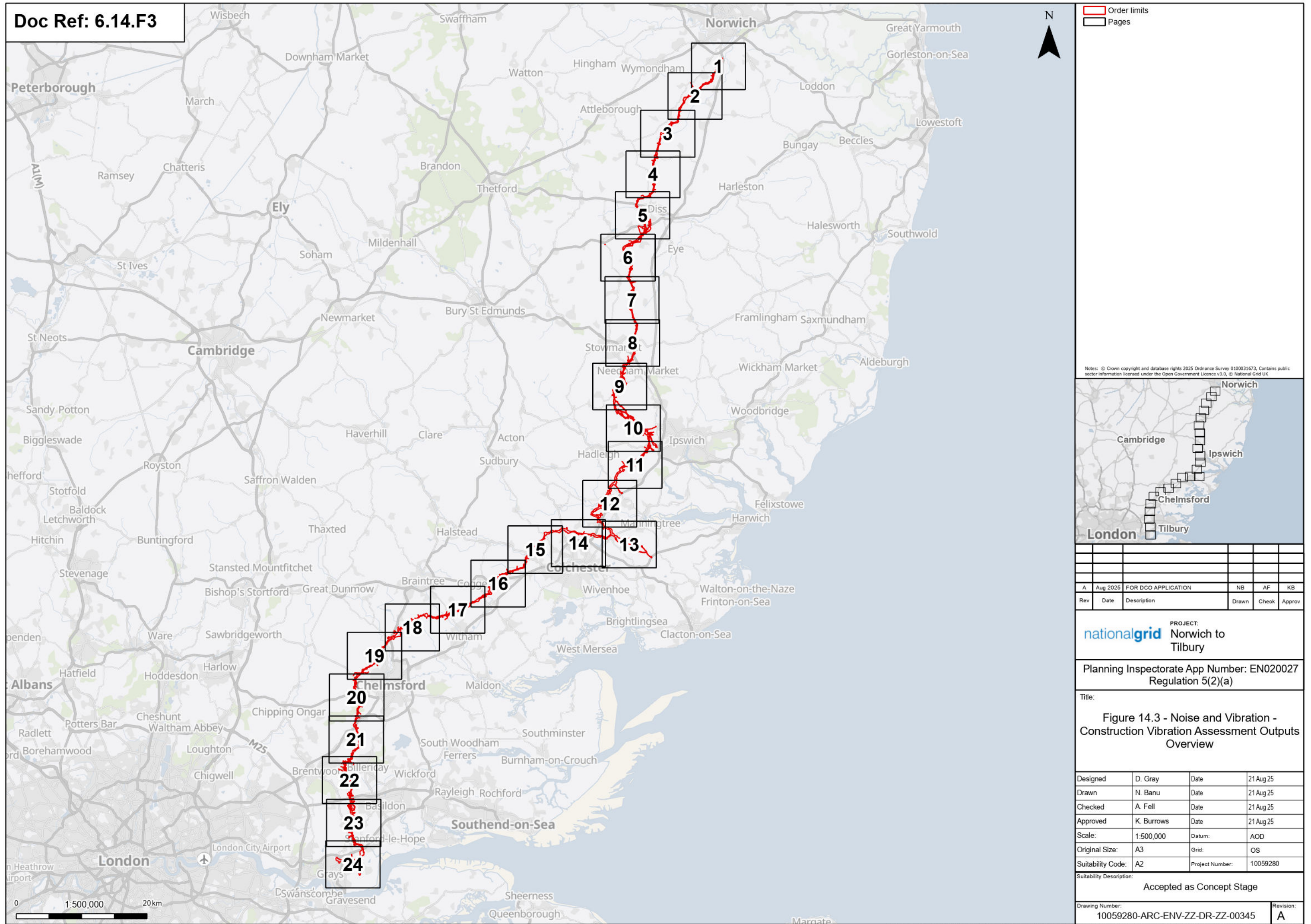
Final Issue A

August 2025

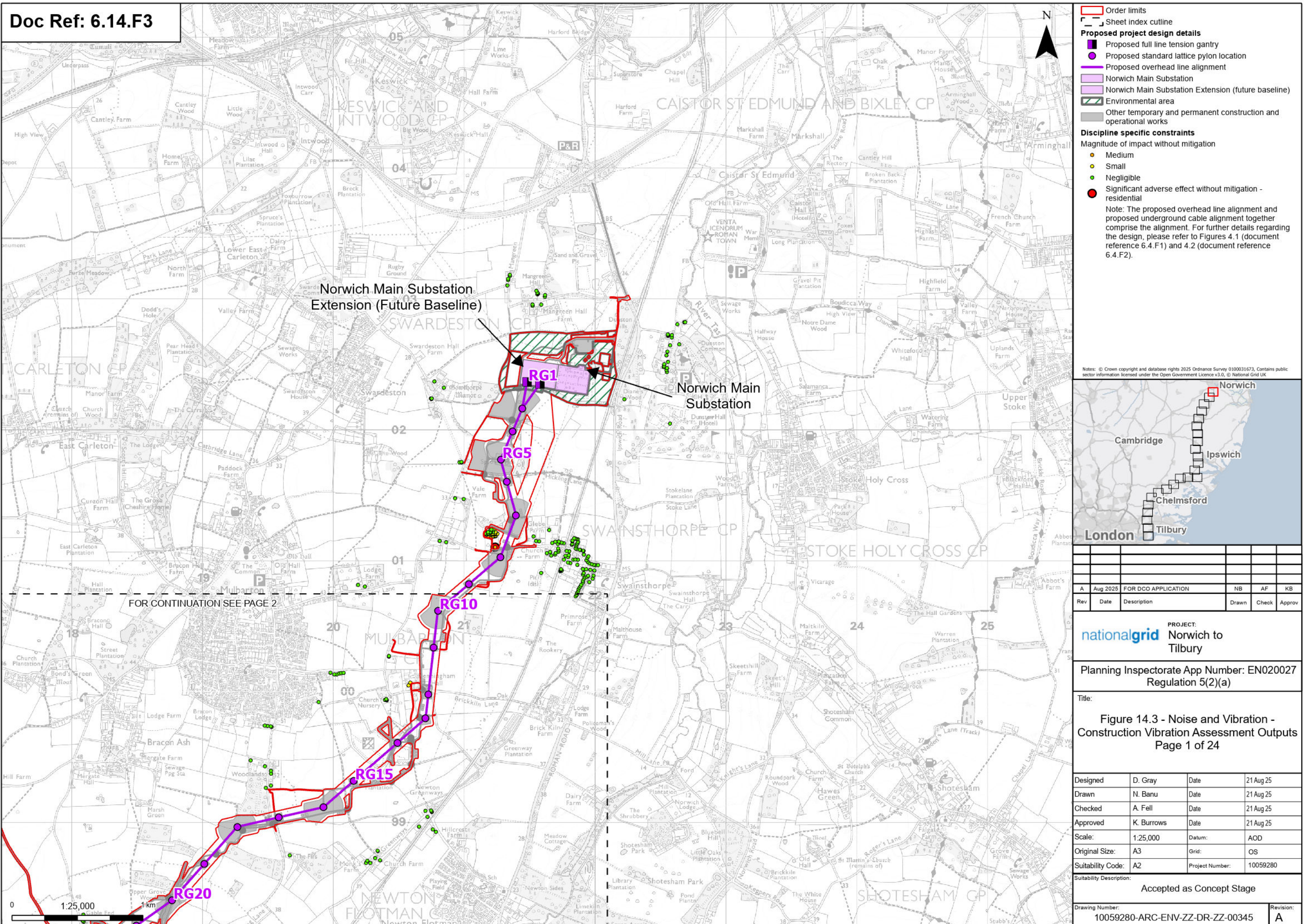
Planning Inspectorate Reference: EN020027

Infrastructure Planning (Applications: Prescribed Forms and Procedure) Regulations 2009 Regulation 5(2)(a)

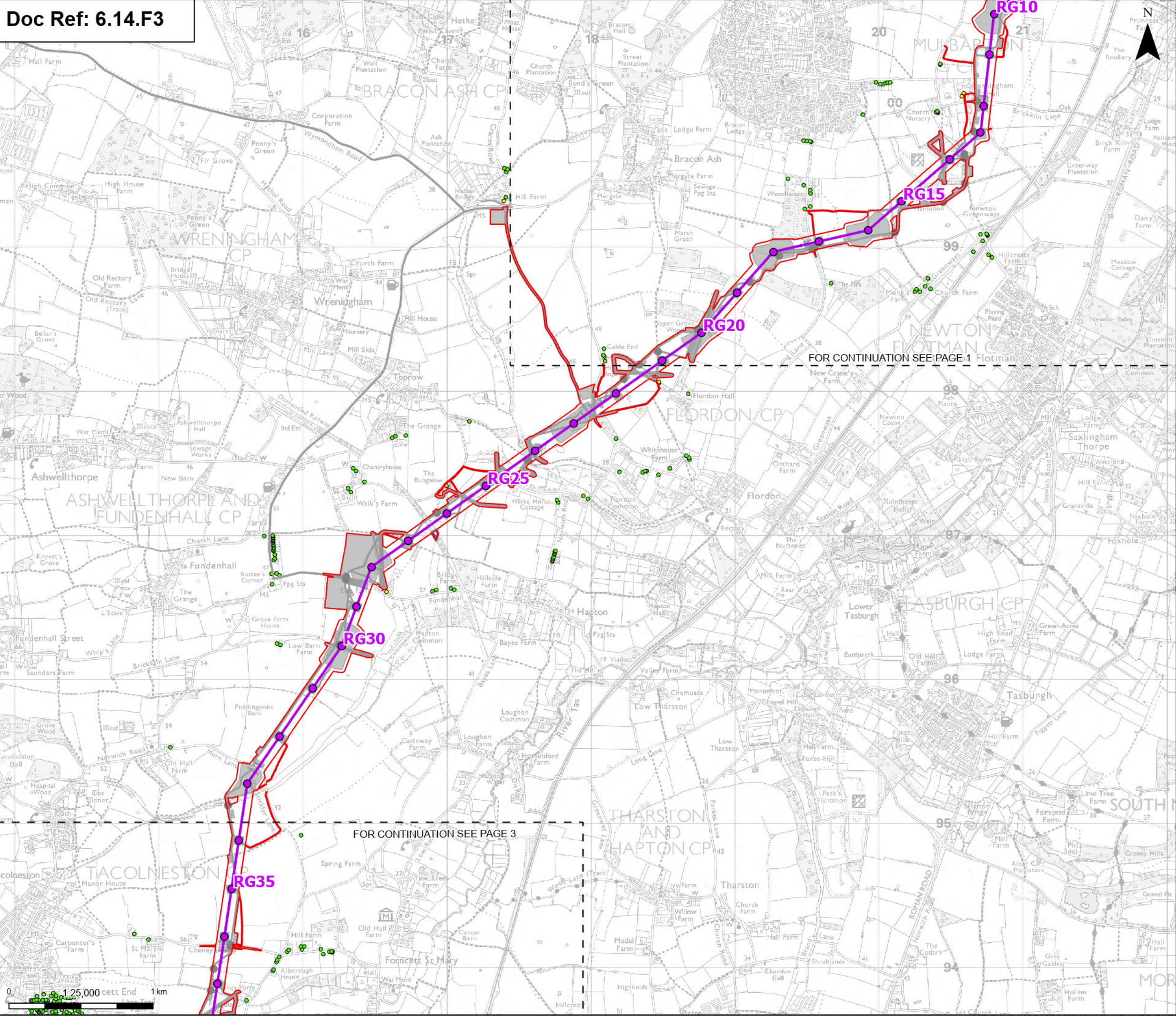












- Order limits**
- Sheet index outline
- Proposed project design details**
- Proposed standard lattice pylon location
  - Proposed overhead line alignment
  - Environmental mitigation
  - Other temporary and permanent construction and operational works
- Discipline specific constraints**
- Magnitude of impact without mitigation
- Small
  - Negligible
- Note: The proposed overhead line alignment and proposed underground cable alignment together comprise the alignment. For further details regarding the design, please refer to Figures 4.1 (document reference 6.4.F1) and 4.2 (document reference 6.4.F2).

Notes: © Crown copyright and database rights 2025 Ordnance Survey 0100031673, Contains public sector information licensed under the Open Government Licence v3.0, © National Grid UK



A	Aug 2025	FOR DCO APPLICATION	NB	AF	KB
Rev	Date	Description	Drawn	Check	Approv

PROJECT:  
nationalgrid Norwich to  
Tilbury

Planning Inspectorate App Number: EN020027  
Regulation 5(2)(a)

Title:  
Figure 14.3 - Noise and Vibration -  
Construction Vibration Assessment Outputs  
Page 2 of 24

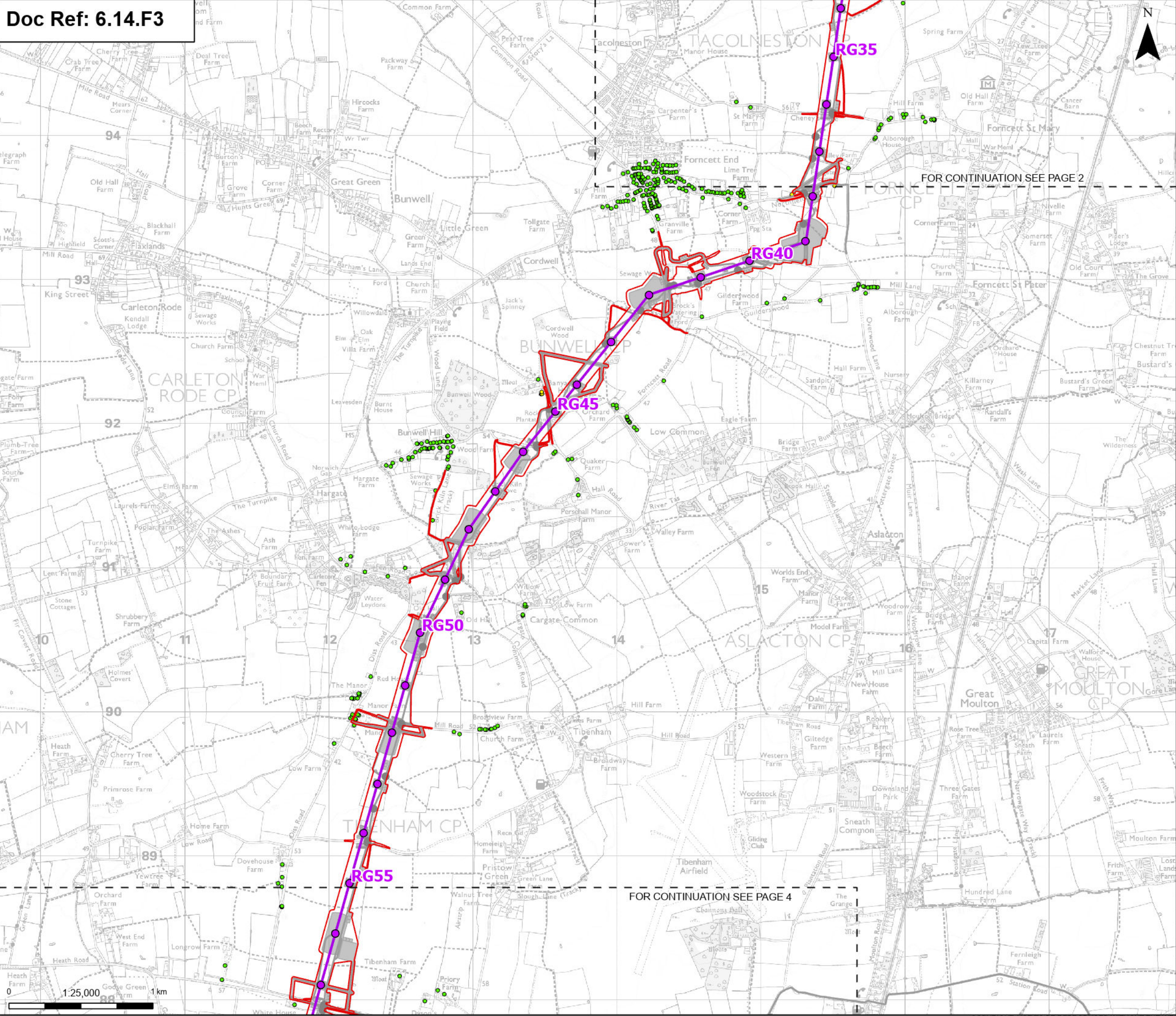
Designed	D. Gray	Date	21 Aug 25
Drawn	N. Banu	Date	21 Aug 25
Checked	A. Fell	Date	21 Aug 25
Approved	K. Burrows	Date	21 Aug 25
Scale:	1:25,000	Datum:	AOD
Original Size:	A3	Grid:	OS
Suitability Code:	A2	Project Number:	10059280

Suitability Description:  
Accepted as Concept Stage

Drawing Number:  
10059280-ARC-ENV-ZZ-DR-ZZ-00345

Revision:  
A





**Order limits**

**Sheet index outline**

**Proposed project design details**

- Proposed standard lattice pylon location
- Proposed overhead line alignment
- Other temporary and permanent construction and operational works

**Discipline specific constraints**

Magnitude of impact without mitigation

- Small
- Negligible

Note: The proposed overhead line alignment and proposed underground cable alignment together comprise the alignment. For further details regarding the design, please refer to Figures 4.1 (document reference 6.4.F1) and 4.2 (document reference 6.4.F2).

Notes: © Crown copyright and database rights 2025 Ordnance Survey 0100031673, Contains public sector information licensed under the Open Government Licence v3.0, © National Grid UK



Rev	Date	Description	Drawn	Check	Approv
A	Aug 2025	FOR DCO APPLICATION	NB	AF	KB

PROJECT:  
nationalgrid Norwich to  
Tilbury

Planning Inspectorate App Number: EN020027  
Regulation 5(2)(a)

Title:  
Figure 14.3 - Noise and Vibration -  
Construction Vibration Assessment Outputs  
Page 3 of 24

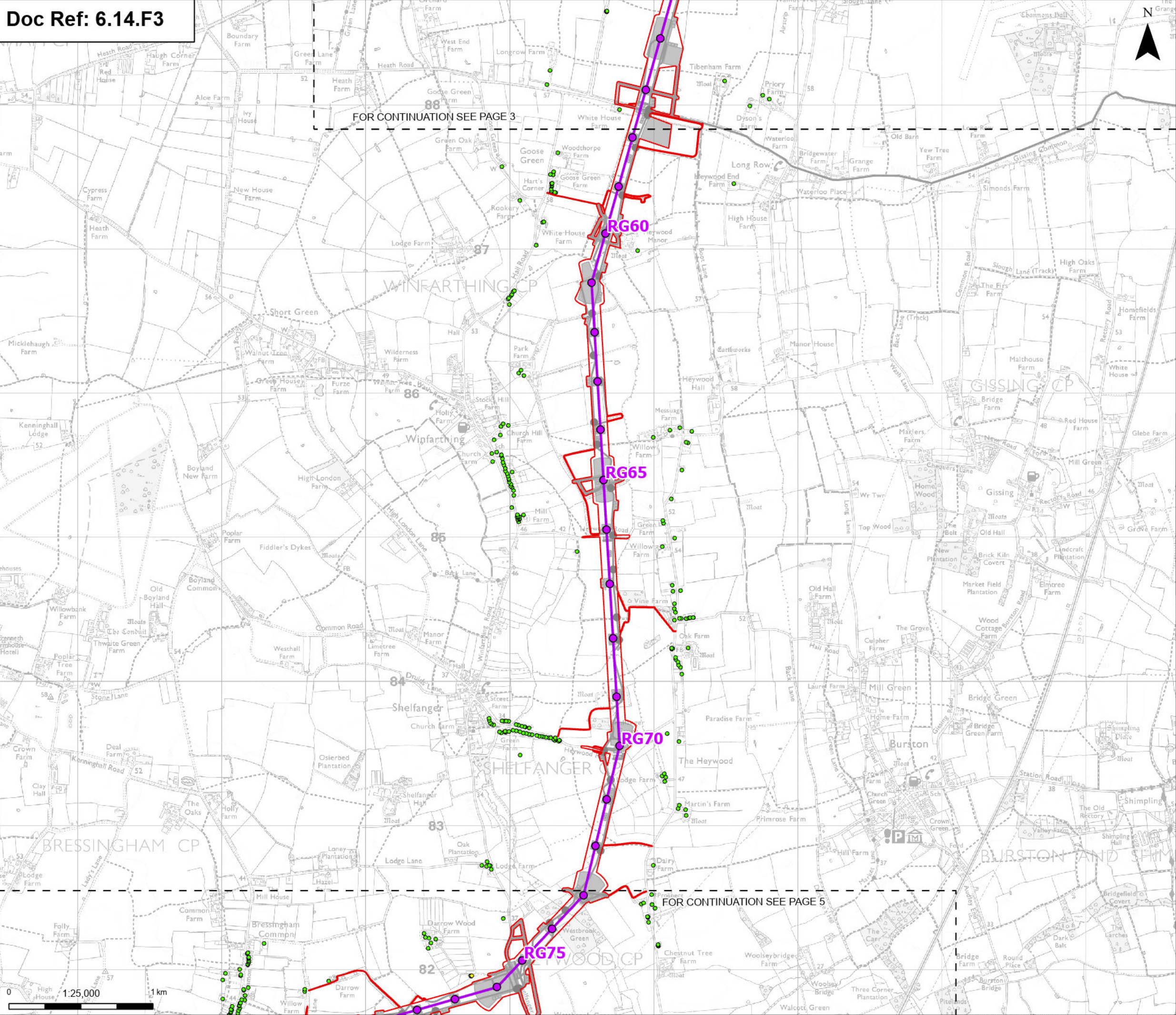
Designed	D. Gray	Date	21 Aug 25
Drawn	N. Banu	Date	21 Aug 25
Checked	A. Fell	Date	21 Aug 25
Approved	K. Burrows	Date	21 Aug 25
Scale:	1:25,000	Datum:	AOD
Original Size:	A3	Grid:	OS
Suitability Code:	A2	Project Number:	10059280

Suitability Description:  
Accepted as Concept Stage

Drawing Number:  
10059280-ARC-ENV-ZZ-DR-ZZ-00345

Revision:  
A





**Order limits**

**Sheet index cutline**

**Proposed project design details**

- Proposed standard lattice pylon location
- Proposed overhead line alignment
- Other temporary and permanent construction and operational works

**Discipline specific constraints**

Magnitude of impact without mitigation

- Small
- Negligible

Note: The proposed overhead line alignment and proposed underground cable alignment together comprise the alignment. For further details regarding the design, please refer to Figures 4.1 (document reference 6.4.F1) and 4.2 (document reference 6.4.F2).

Notes: © Crown copyright and database rights 2025 Ordnance Survey 0100031673, Contains public sector information licensed under the Open Government Licence v3.0, © National Grid UK



Rev	Date	Description	Drawn	Check	Approv
A	Aug 2025	FOR DCO APPLICATION	NB	AF	KB

PROJECT:  
**nationalgrid** Norwich to Tilbury

Planning Inspectorate App Number: EN020027  
Regulation 5(2)(a)

Title:  
**Figure 14.3 - Noise and Vibration - Construction Vibration Assessment Outputs**  
Page 4 of 24

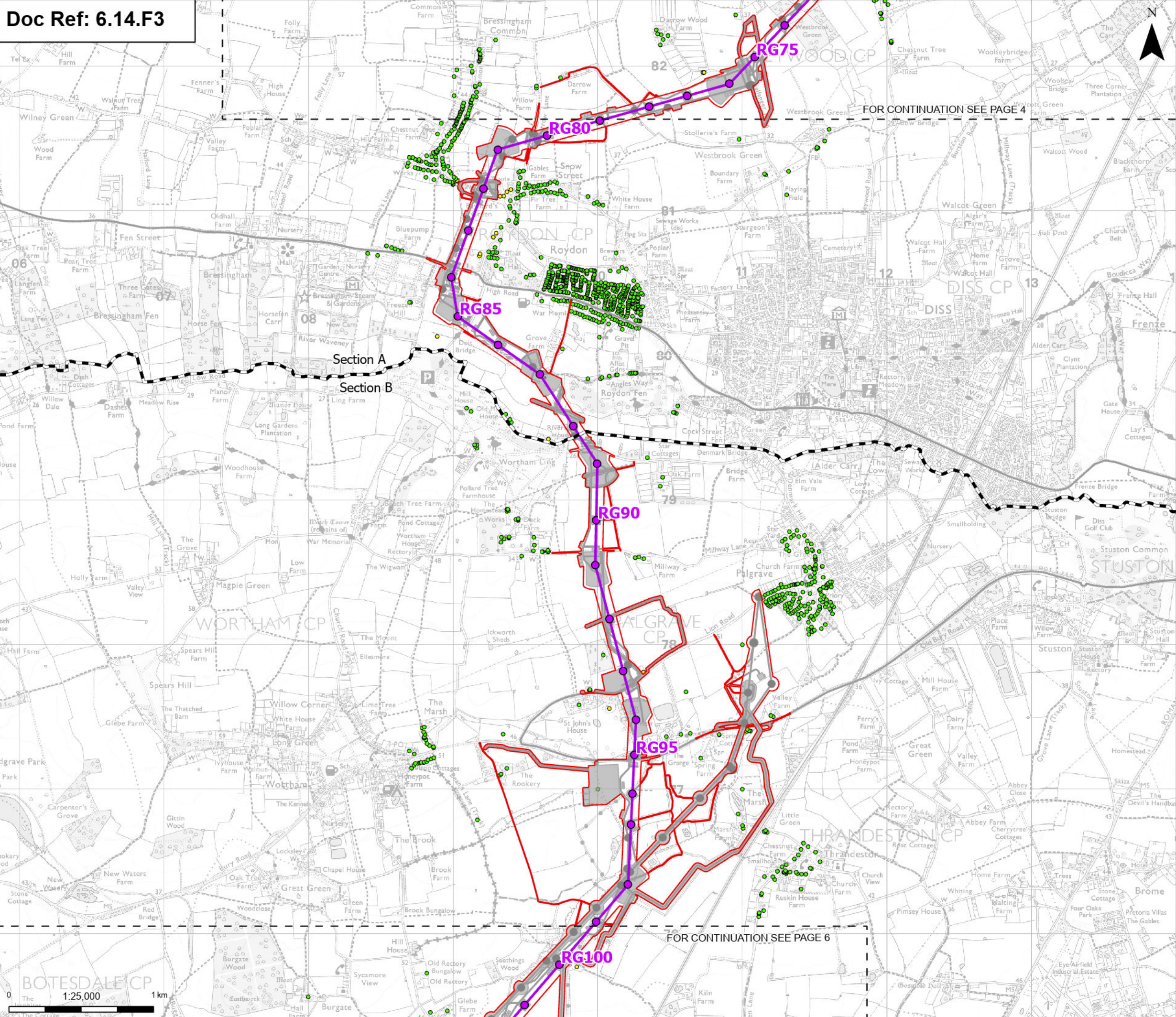
Designed	D. Gray	Date	21 Aug 25
Drawn	N. Banu	Date	21 Aug 25
Checked	A. Fell	Date	21 Aug 25
Approved	K. Burrows	Date	21 Aug 25
Scale:	1:25,000	Datum:	AOD
Original Size:	A3	Grid:	OS
Suitability Code:	A2	Project Number:	10059280

Suitability Description:  
Accepted as Concept Stage

Drawing Number:  
10059280-ARC-ENV-ZZ-DR-ZZ-00345

Revision:  
A





- Order limits**
- Order limits
  - Sheet index cutline
  - Project sections
- Proposed project design details**
- Proposed standard lattice pylon location
  - Proposed overhead line alignment
  - Environmental mitigation
  - Other temporary and permanent construction and operational works
- Discipline specific constraints**
- Magnitude of impact without mitigation
- Small
  - Negligible
- Note: The proposed overhead line alignment and proposed underground cable alignment together comprise the alignment. For further details regarding the design, please refer to Figures 4.1 (document reference 6.4.F1) and 4.2 (document reference 6.4.F2).

Notes: © Crown copyright and database rights 2025 Ordnance Survey 0100031673. Contains public sector information licensed under the Open Government Licence v3.0. © National Grid UK



Rev	Date	Description	Drawn	Check	Approv
A	Aug 2025	FOR DCO APPLICATION	NB	AF	KB

PROJECT:  
nationalgrid Norwich to  
Tilbury

Planning Inspectorate App Number: EN020027  
Regulation 5(2)(a)

Title:  
Figure 14.3 - Noise and Vibration -  
Construction Vibration Assessment Outputs  
Page 5 of 24

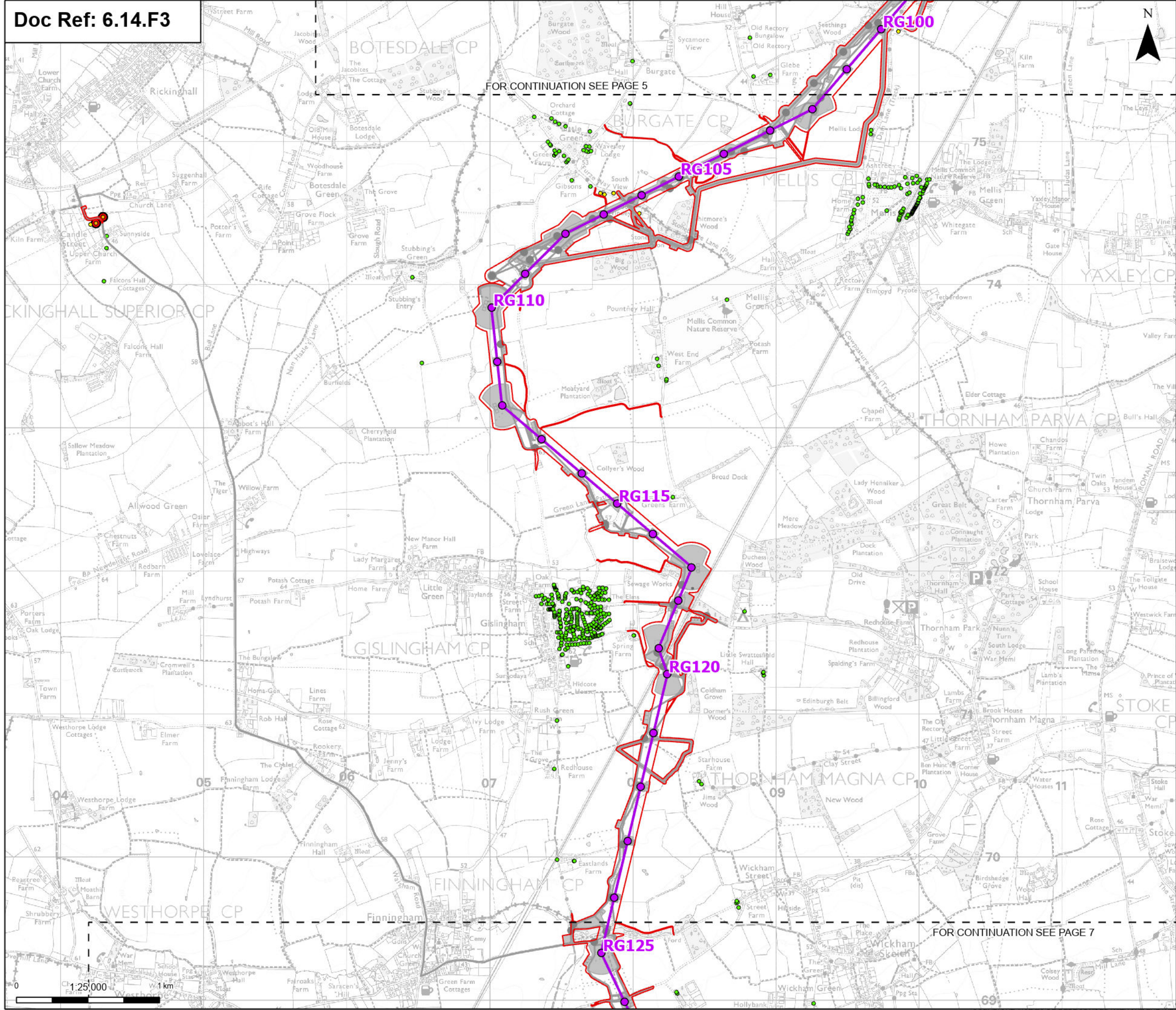
Designed	D. Gray	Date	21 Aug 25
Drawn	N. Banu	Date	21 Aug 25
Checked	A. Fell	Date	21 Aug 25
Approved	K. Burrows	Date	21 Aug 25
Scale:	1:25,000	Datum:	AOD
Original Size:	A3	Grid:	OS
Suitability Code:	A2	Project Number:	10059280

Suitability Description:  
Accepted as Concept Stage

Drawing Number:  
10059280-ARC-ENV-ZZ-DR-ZZ-00345

Revision:  
A





**Order limits**

**Sheet index cutline**

**Proposed project design details**

- Proposed standard lattice pylon location
- Proposed overhead line alignment
- Environmental mitigation
- Other temporary and permanent construction and operational works

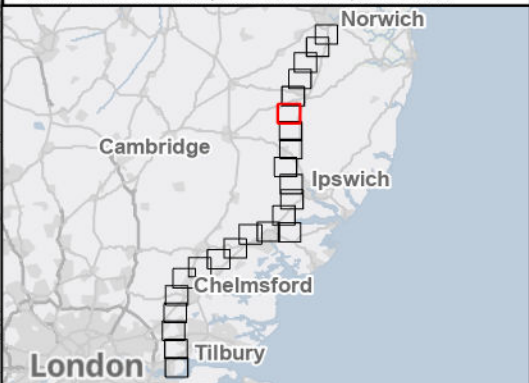
**Discipline specific constraints**

Magnitude of impact without mitigation

- Medium
- Small
- Negligible
- Significant adverse effect without mitigation - residential

Note: The proposed overhead line alignment and proposed underground cable alignment together comprise the alignment. For further details regarding the design, please refer to Figures 4.1 (document reference 6.4.F1) and 4.2 (document reference 6.4.F2).

Notes: © Crown copyright and database rights 2025 Ordnance Survey 0100031673, Contains public sector information licensed under the Open Government Licence v3.0, © National Grid UK



Rev	Date	Description	Drawn	Check	Approv
A	Aug 2025	FOR DCO APPLICATION	NB	AF	KB

**PROJECT:**  
nationalgrid Norwich to Tilbury

Planning Inspectorate App Number: EN020027  
Regulation 5(2)(a)

Title:  
Figure 14.3 - Noise and Vibration -  
Construction Vibration Assessment Outputs  
Page 6 of 24

Designed	D. Gray	Date	21 Aug 25
Drawn	N. Banu	Date	21 Aug 25
Checked	A. Fell	Date	21 Aug 25
Approved	K. Burrows	Date	21 Aug 25
Scale:	1:25,000	Datum:	AOD
Original Size:	A3	Grid:	OS
Suitability Code:	A2	Project Number:	10059280

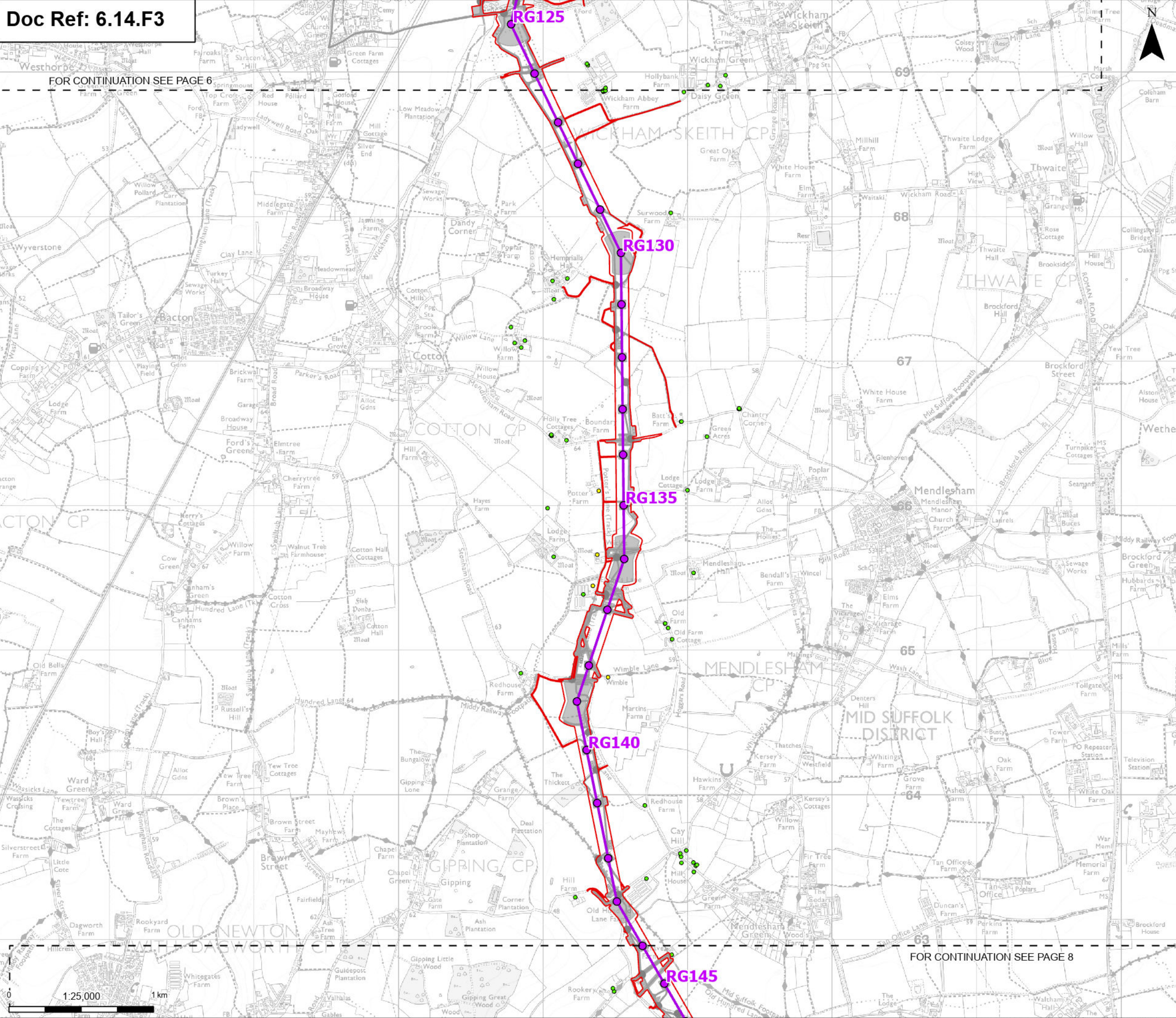
Suitability Description:  
Accepted as Concept Stage

Drawing Number:  
10059280-ARC-ENV-ZZ-DR-ZZ-00345

Revision:  
A



FOR CONTINUATION SEE PAGE 6



**Order limits**

- Order limits
- Sheet index cutline

**Proposed project design details**

- Proposed standard lattice pylon location
- Proposed overhead line alignment
- Other temporary and permanent construction and operational works

**Discipline specific constraints**

Magnitude of impact without mitigation

- Small
- Negligible

Note: The proposed overhead line alignment and proposed underground cable alignment together comprise the alignment. For further details regarding the design, please refer to Figures 4.1 (document reference 6.4.F1) and 4.2 (document reference 6.4.F2).

Notes: © Crown copyright and database rights 2025 Ordnance Survey 0100031673, Contains public sector information licensed under the Open Government Licence v3.0, © National Grid UK



Rev	Date	Description	Drawn	Check	Approv
A	Aug 2025	FOR DCO APPLICATION	NB	AF	KB

PROJECT:  
nationalgrid Norwich to  
Tilbury

Planning Inspectorate App Number: EN020027  
Regulation 5(2)(a)

Title:  
Figure 14.3 - Noise and Vibration -  
Construction Vibration Assessment Outputs  
Page 7 of 24

Designed	D. Gray	Date	21 Aug 25
Drawn	N. Banu	Date	21 Aug 25
Checked	A. Fell	Date	21 Aug 25
Approved	K. Burrows	Date	21 Aug 25
Scale:	1:25,000	Datum:	AOD
Original Size:	A3	Grid:	OS
Suitability Code:	A2	Project Number:	10059280

Suitability Description:  
Accepted as Concept Stage

Drawing Number: 10059280-ARC-ENV-ZZ-DR-ZZ-00345	Revision: A
--	----------------



FOR CONTINUATION SEE PAGE 7

FOR CONTINUATION SEE PAGE 9

Order limits

Sheet index outline

Proposed project design details

Proposed standard lattice pylon location

Proposed overhead line alignment

Environmental mitigation

Other temporary and permanent construction and operational works

Discipline specific constraints

Magnitude of impact without mitigation

Small

Negligible

Note: The proposed overhead line alignment and proposed underground cable alignment together comprise the alignment. For further details regarding the design, please refer to Figures 4.1 (document reference 6.4.F1) and 4.2 (document reference 6.4.F2).

Notes: © Crown copyright and database rights 2025 Ordnance Survey 0100031673, Contains public sector information licensed under the Open Government Licence v3.0, © National Grid UK

Rev	Date	Description	Drawn	Check	Approv
A	Aug 2025	FOR DCO APPLICATION	NB	AF	KB

PROJECT:  
nationalgrid Norwich to Tilbury

Planning Inspectorate App Number: EN020027  
Regulation 5(2)(a)

Title:  
Figure 14.3 - Noise and Vibration -  
Construction Vibration Assessment Outputs  
Page 8 of 24

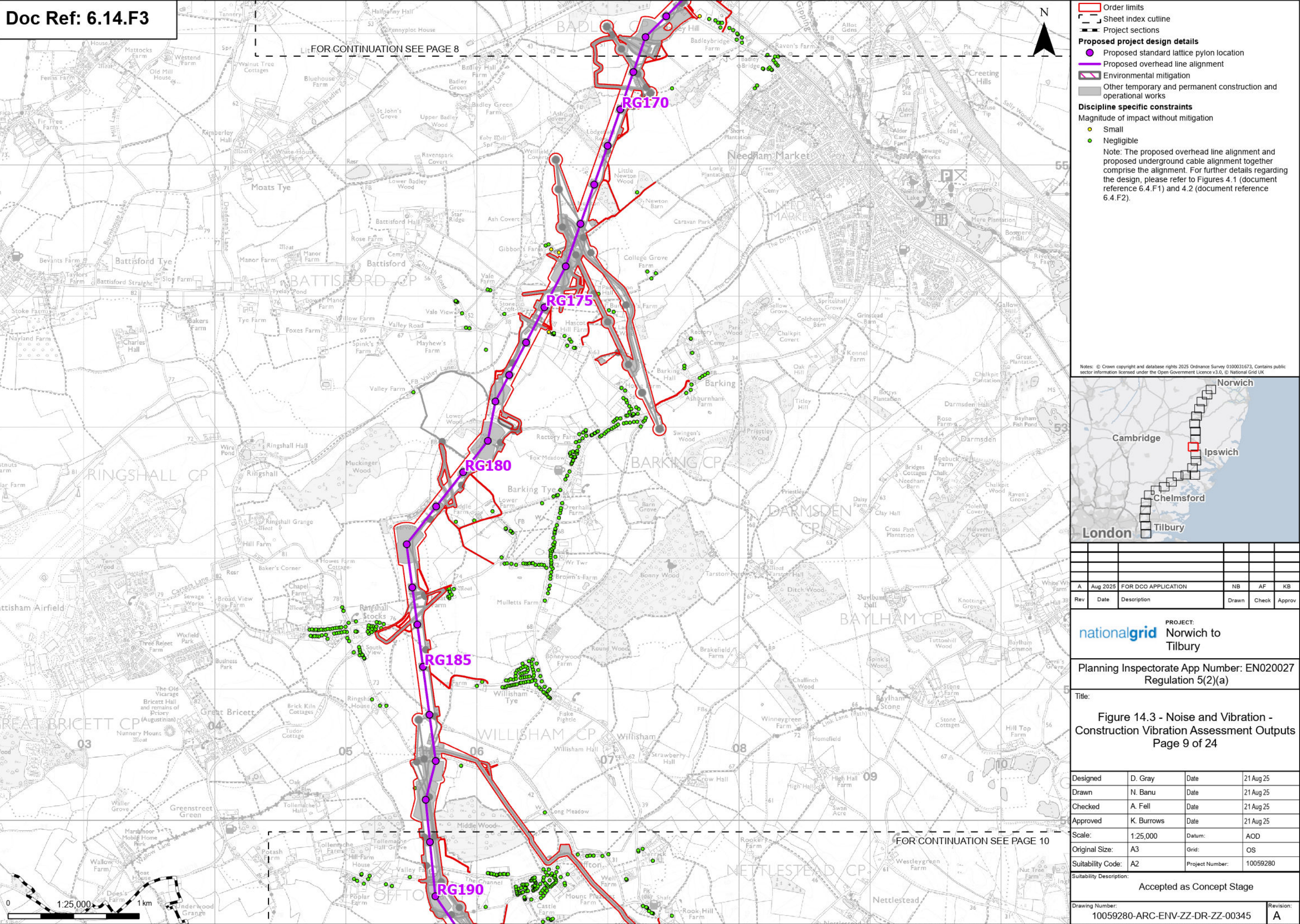
Designed	D. Gray	Date	21 Aug 25
Drawn	N. Banu	Date	21 Aug 25
Checked	A. Fell	Date	21 Aug 25
Approved	K. Burrows	Date	21 Aug 25
Scale:	1:25,000	Datum:	AOD
Original Size:	A3	Grid:	OS
Suitability Code:	A2	Project Number:	10059280

Suitability Description:  
Accepted as Concept Stage

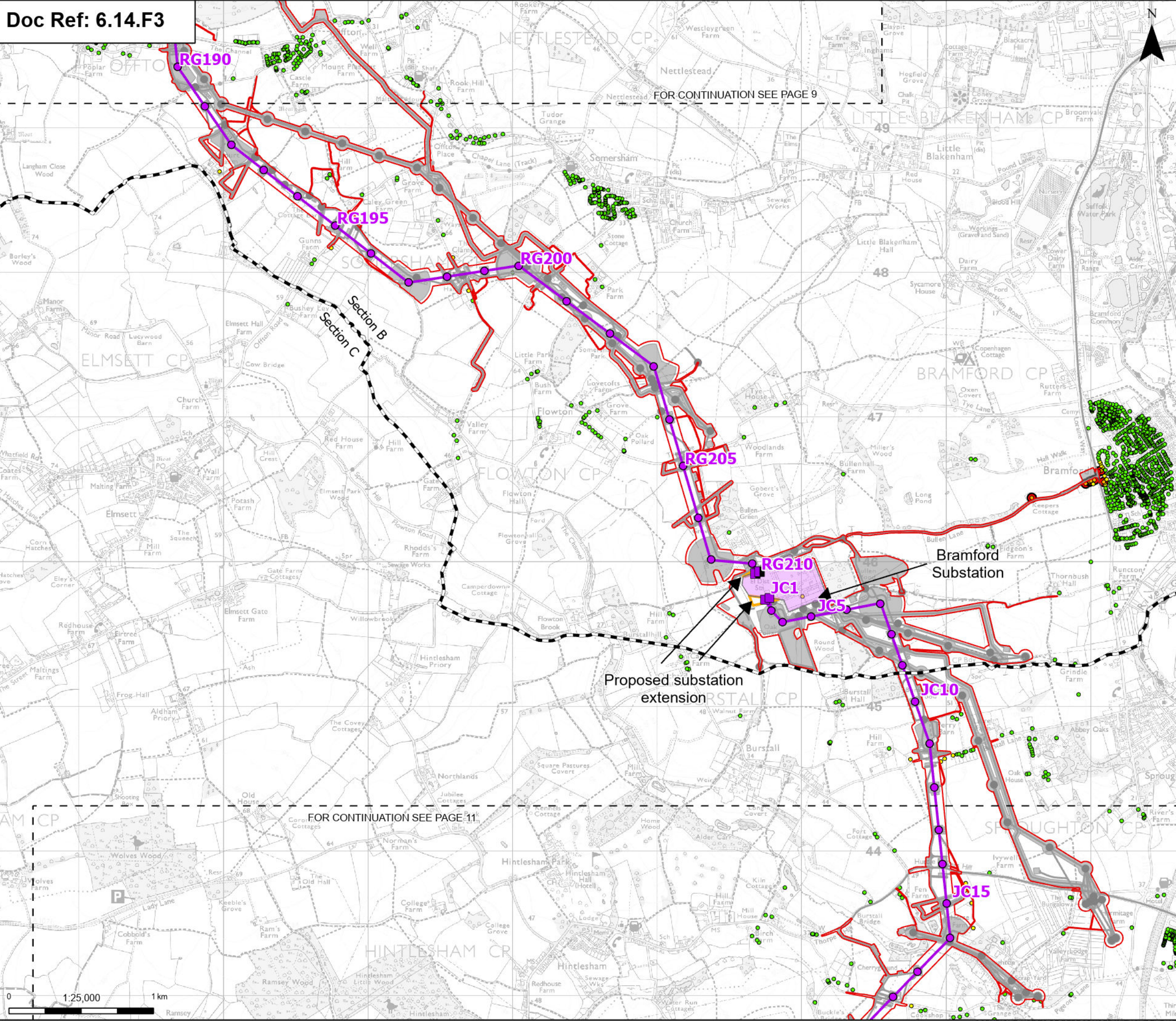
Drawing Number:  
10059280-ARC-ENV-ZZ-DR-ZZ-00345  
Revision:  
A

Print Date: 08-15-25 11:41:55 COPYRIGHT: NOT TO BE REPRODUCED WITHOUT THE WRITTEN PERMISSION OF NATIONAL GRID ELECTRICITY TRANSMISSION PLC









**Order limits**

- Order limits
- Sheet index outline
- Project sections

**Proposed project design details**

- Proposed full line tension gantry
- Proposed low duty gantry
- Proposed standard lattice pylon location
- Proposed overhead line alignment
- Bramford Substation
- Bramford Substation Extension
- Other temporary and permanent construction and operational works

**Discipline specific constraints**

Magnitude of impact without mitigation

- Large
- Medium
- Small
- Negligible
- Significant adverse effect without mitigation - residential

Note: The proposed overhead line alignment and proposed underground cable alignment together comprise the alignment. For further details regarding the design, please refer to Figures 4.1 (document reference 6.4.F1) and 4.2 (document reference 6.4.F2).

Notes: © Crown copyright and database rights 2025 Ordnance Survey 0100031673, Contains public sector information licensed under the Open Government Licence v3.0, © National Grid UK



Rev	Date	Description	Drawn	Check	Approv
A	Aug 2025	FOR DCO APPLICATION	NB	AF	KB

PROJECT:  
nationalgrid Norwich to Tilbury

Planning Inspectorate App Number: EN020027  
Regulation 5(2)(a)

Title:  
Figure 14.3 - Noise and Vibration -  
Construction Vibration Assessment Outputs  
Page 10 of 24

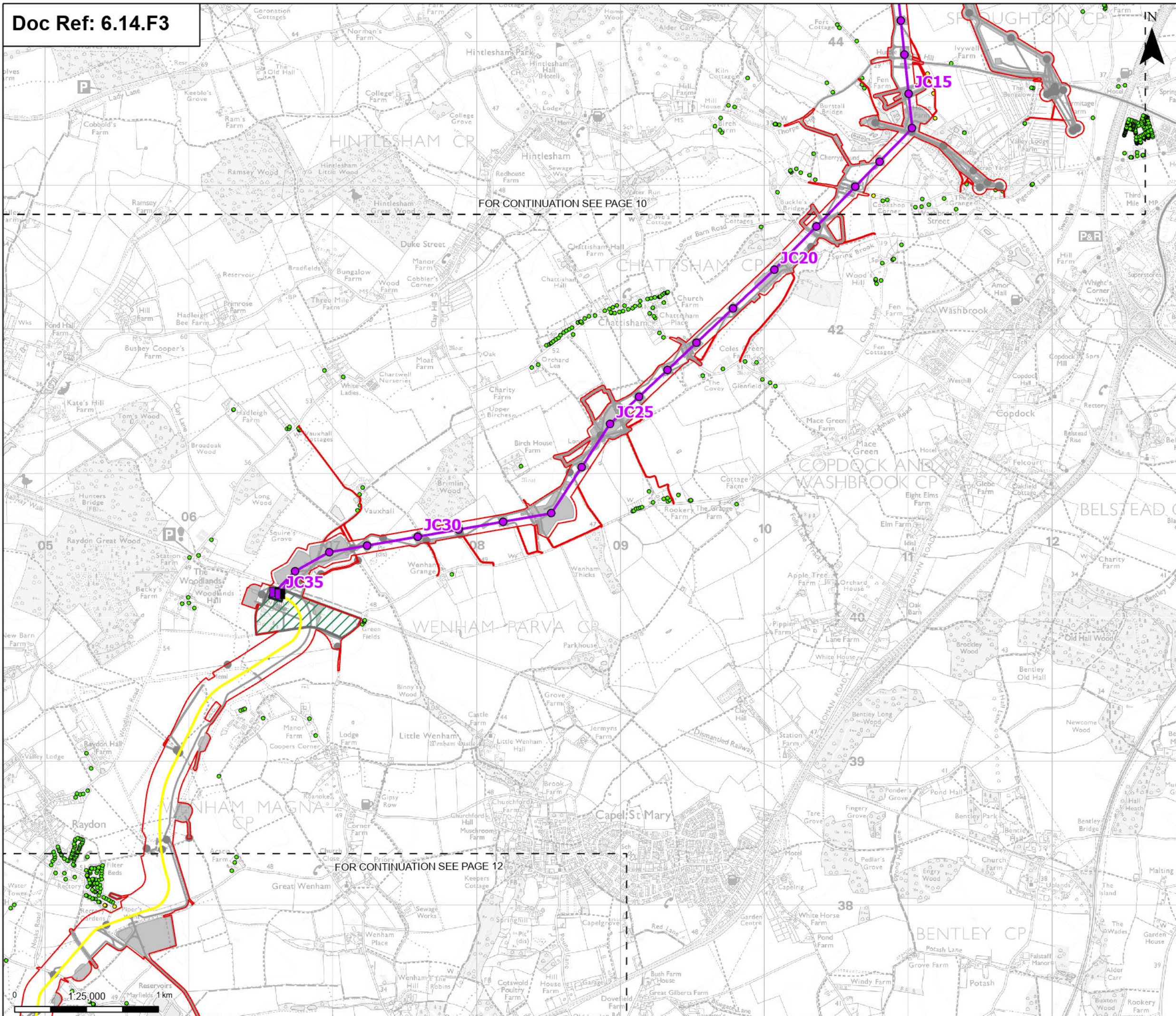
Designed	D. Gray	Date	21 Aug 25
Drawn	N. Banu	Date	21 Aug 25
Checked	A. Fell	Date	21 Aug 25
Approved	K. Burrows	Date	21 Aug 25
Scale:	1:25,000	Datum:	AOD
Original Size:	A3	Grid:	OS
Suitability Code:	A2	Project Number:	10059280

Suitability Description:  
Accepted as Concept Stage

Drawing Number:  
10059280-ARC-ENV-ZZ-DR-ZZ-00345

Revision:  
A





Order limits

Sheet index cutline

Proposed project design details

Proposed full line tension gantry

Proposed standard lattice pylon location

Proposed overhead line alignment

Proposed underground cable alignment

Proposed cable sealing end compound (CSEC)

Environmental area

Environmental mitigation

Other temporary and permanent construction and operational works

Discipline specific constraints

Magnitude of impact without mitigation

Small

Negligible

Note: The proposed overhead line alignment and proposed underground cable alignment together comprise the alignment. For further details regarding the design, please refer to Figures 4.1 (document reference 6.4.F1) and 4.2 (document reference 6.4.F2).

Notes: © Crown copyright and database rights 2025 Ordnance Survey 0100031673, Contains public sector information licensed under the Open Government Licence v3.0, © National Grid UK

Norwich

Cambridge

Ipswich

Chelmsford

Tilbury

London

A	Aug 2025	FOR DCO APPLICATION	NB	AF	KB
Rev	Date	Description	Drawn	Check	Approv

PROJECT:

**nationalgrid** Norwich to Tilbury

Planning Inspectorate App Number: EN020027  
Regulation 5(2)(a)

Title:  
**Figure 14.3 - Noise and Vibration - Construction Vibration Assessment Outputs**  
Page 11 of 24

Designed	D. Gray	Date	21 Aug 25
Drawn	N. Banu	Date	21 Aug 25
Checked	A. Fell	Date	21 Aug 25
Approved	K. Burrows	Date	21 Aug 25
Scale:	1:25,000	Datum:	AOD
Original Size:	A3	Grid:	OS
Suitability Code:	A2	Project Number:	10059280
Suitability Description: Accepted as Concept Stage			

Drawing Number:

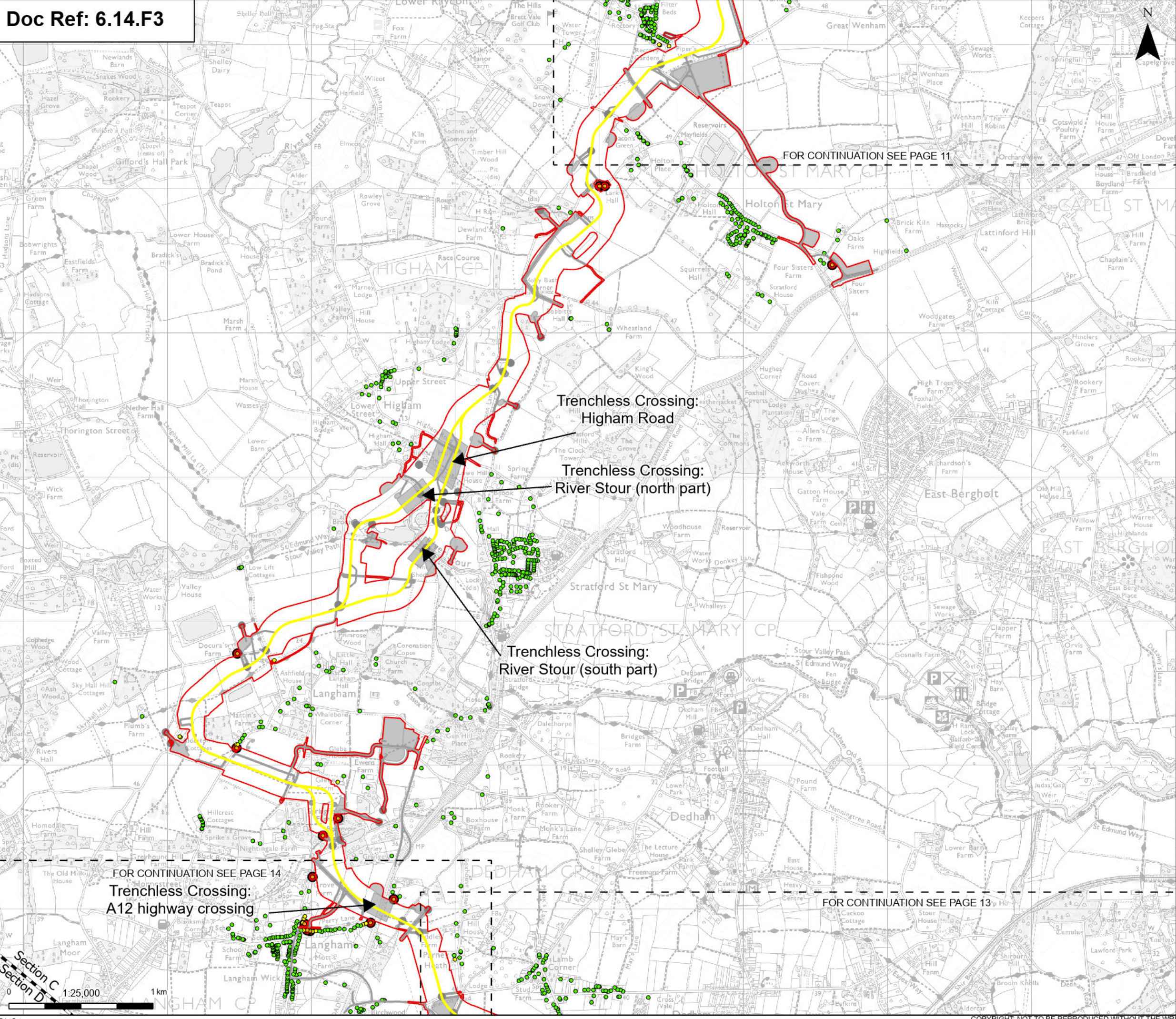
10059280-ARC-ENV-ZZ-DR-ZZ-00345

Revision:

A

Print Date: 08-15-25 11:42:03 COPYRIGHT: NOT TO BE REPRODUCED WITHOUT THE WRITTEN PERMISSION OF NATIONAL GRID ELECTRICITY TRANSMISSION PLC





Order limits

Sheet index outline

Project sections

Proposed project design details

Proposed underground cable alignment

Environmental mitigation

Other temporary and permanent construction and operational works

Discipline specific constraints

Magnitude of impact without mitigation

Medium

Small

Negligible

Significant adverse effect without mitigation - residential

Note: The proposed overhead line alignment and proposed underground cable alignment together comprise the alignment. For further details regarding the design, please refer to Figures 4.1 (document reference 6.4.F1) and 4.2 (document reference 6.4.F2).

Notes: © Crown copyright and database rights 2025 Ordnance Survey 0100031673, Contains public sector information licensed under the Open Government Licence v3.0, © National Grid UK

A	Aug 2025	FOR DCO APPLICATION	NB	AF	KB
Rev	Date	Description	Drawn	Check	Approv

nationalgrid

PROJECT:  
Norwich to  
Tilbury

Planning Inspectorate App Number: EN020027  
Regulation 5(2)(a)

Title:

Figure 14.3 - Noise and Vibration -  
Construction Vibration Assessment Outputs  
Page 12 of 24

Designed	D. Gray	Date	21 Aug 25
Drawn	N. Banu	Date	21 Aug 25
Checked	A. Fell	Date	21 Aug 25
Approved	K. Burrows	Date	21 Aug 25
Scale:	1:25,000	Datum:	AOD
Original Size:	A3	Grid:	OS
Suitability Code:	A2	Project Number:	10059280

Suitability Description:

Accepted as Concept Stage

Drawing Number:

10059280-ARC-ENV-ZZ-DR-ZZ-00345

Revision:

A

Section C

Section D

1:25,000

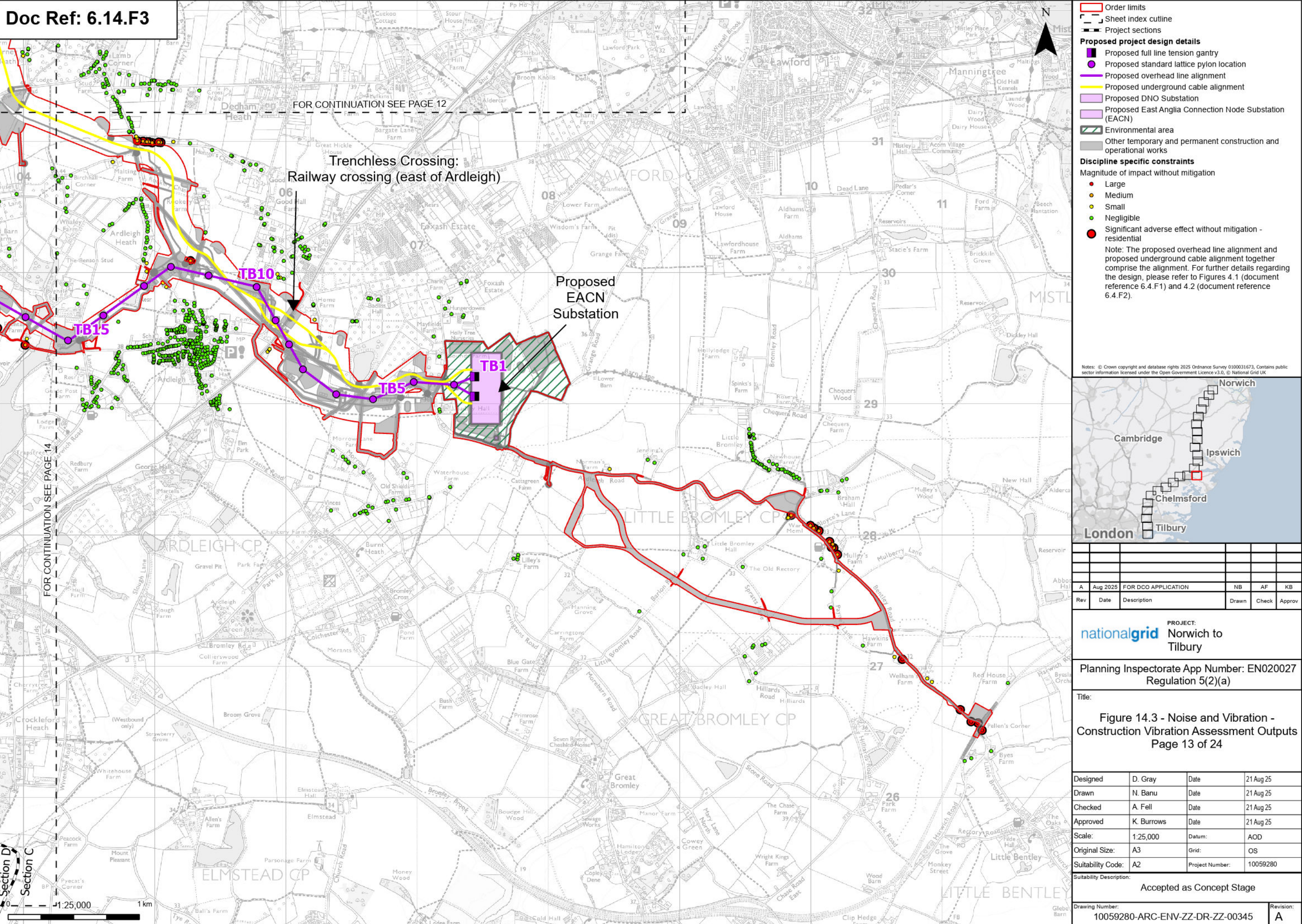
1 km

Print Date:

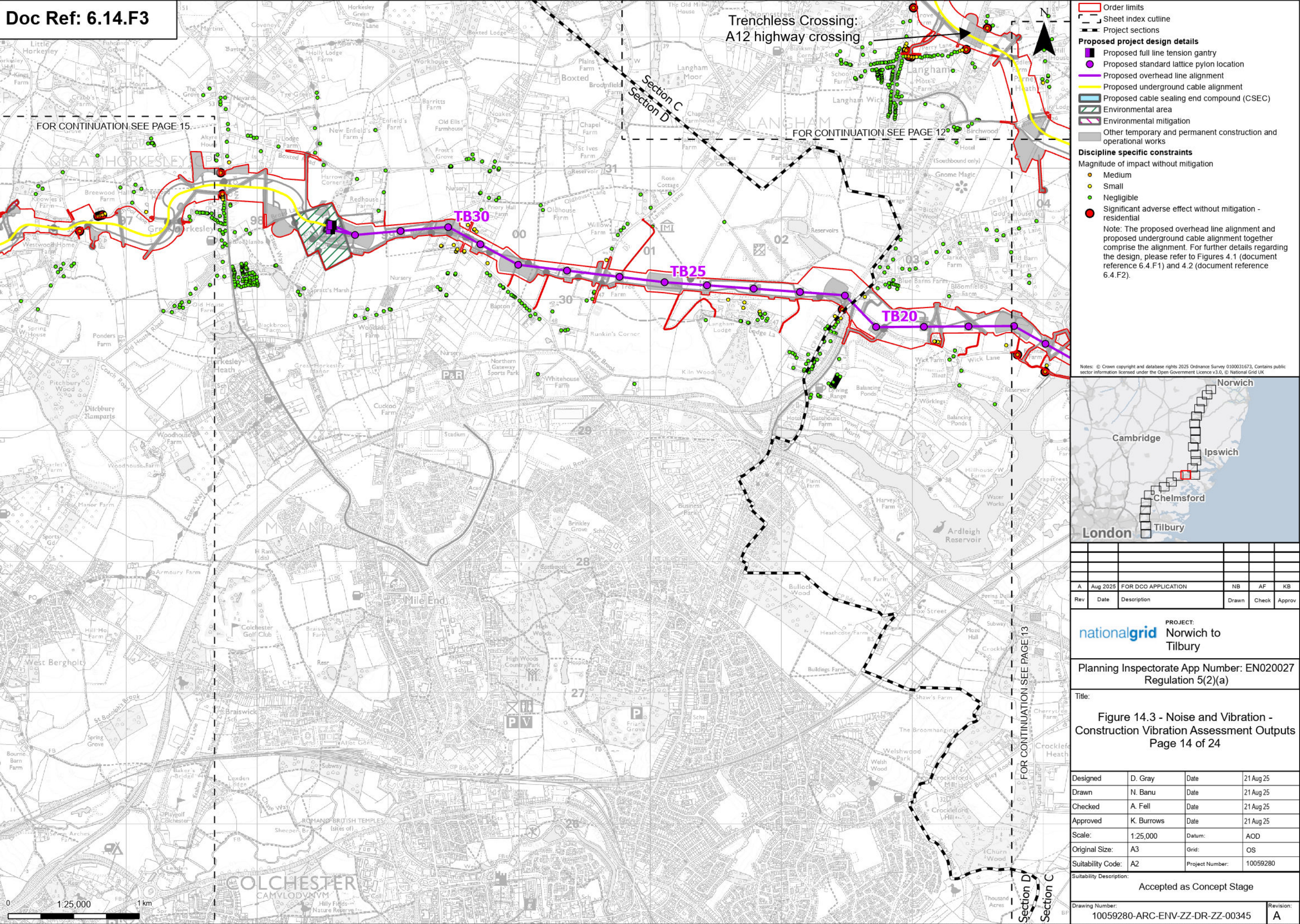
08-15-25 11:42:05

COPYRIGHT: NOT TO BE REPRODUCED WITHOUT THE WRITTEN PERMISSION OF NATIONAL GRID ELECTRICITY TRANSMISSION PLC

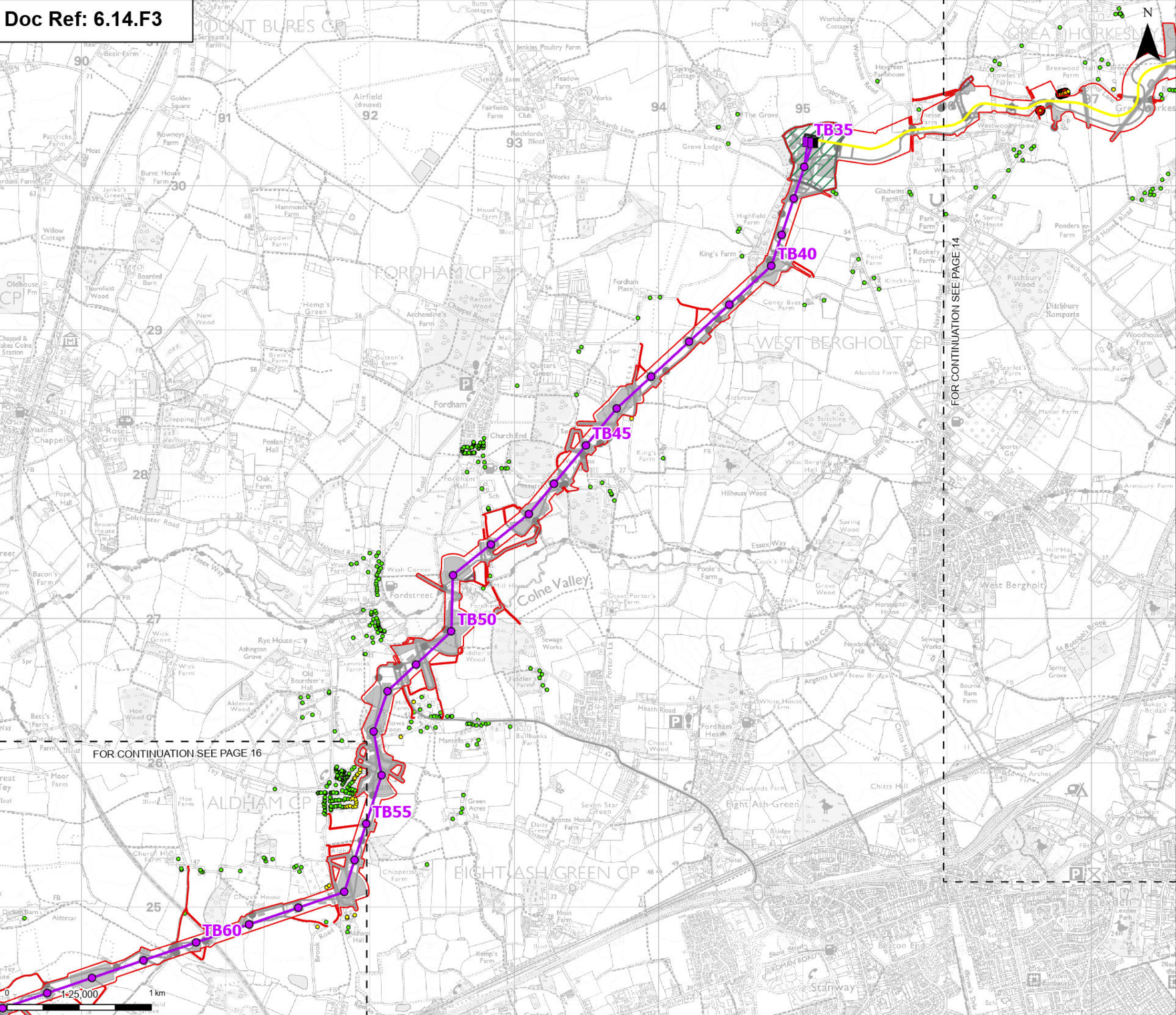












**Order limits**

- Sheet index cutline

**Proposed project design details**

- Proposed full line tension gantry
- Proposed standard lattice pylon location
- Proposed overhead line alignment
- Proposed underground cable alignment
- Proposed cable sealing end compound (CSEC)
- Environmental area
- Environmental mitigation
- Other temporary and permanent construction and operational works

**Discipline specific constraints**

Magnitude of impact without mitigation

- Medium
- Small
- Negligible

Significant adverse effect without mitigation - residential

Note: The proposed overhead line alignment and proposed underground cable alignment together comprise the alignment. For further details regarding the design, please refer to Figures 4.1 (document reference 6.4.F1) and 4.2 (document reference 6.4.F2).

Notes: © Crown copyright and database rights 2025 Ordnance Survey 0100031673, Contains public sector information licensed under the Open Government Licence v3.0, © National Grid UK



Rev	Date	Description	Drawn	Check	Approv
A	Aug 2025	FOR DCO APPLICATION	NB	AF	KB

**PROJECT:**  
nationalgrid Norwich to Tilbury

Planning Inspectorate App Number: EN020027  
Regulation 5(2)(a)

Title:  
Figure 14.3 - Noise and Vibration -  
Construction Vibration Assessment Outputs  
Page 15 of 24

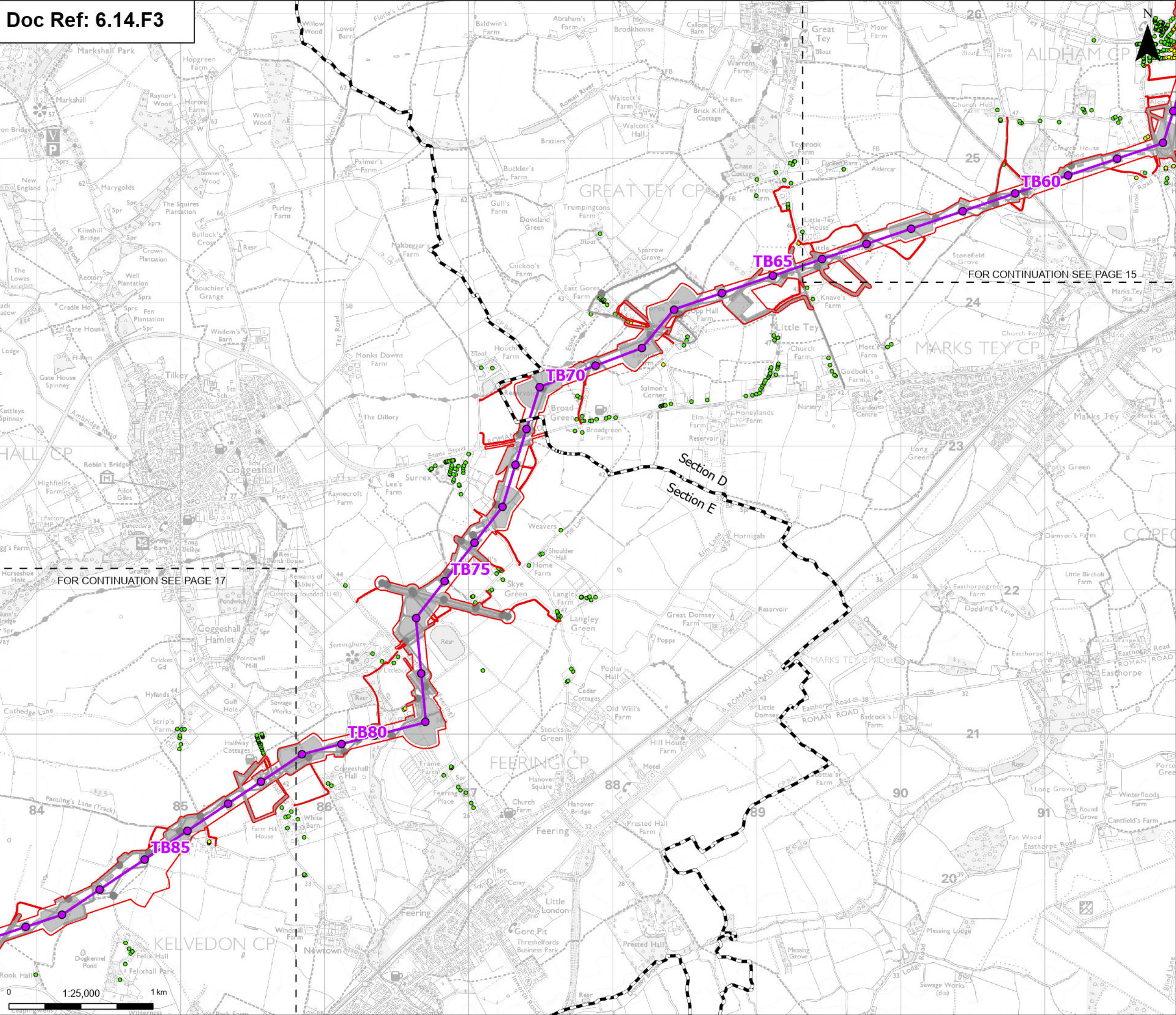
Designed	D. Gray	Date	21 Aug 25
Drawn	N. Banu	Date	21 Aug 25
Checked	A. Fell	Date	21 Aug 25
Approved	K. Burrows	Date	21 Aug 25
Scale:	1:25,000	Datum:	AOD
Original Size:	A3	Grid:	OS
Suitability Code:	A2	Project Number:	10059280

Suitability Description:  
Accepted as Concept Stage

Drawing Number:  
10059280-ARC-ENV-ZZ-DR-ZZ-00345

Revision:  
A





Order limits

Sheet index cutline

Project sections

**Proposed project design details**

- Proposed standard lattice pylon location
- Proposed overhead line alignment
- Environmental mitigation
- Other temporary and permanent construction and operational works

**Discipline specific constraints**

Magnitude of impact without mitigation

- Small
- Negligible

Note: The proposed overhead line alignment and proposed underground cable alignment together comprise the alignment. For further details regarding the design, please refer to Figures 4.1 (document reference 6.4.F1) and 4.2 (document reference 6.4.F2).

Notes: © Crown copyright and database rights 2025 Ordnance Survey 0100031673, Contains public sector information licensed under the Open Government Licence v3.0, © National Grid UK

A	Aug 2025	FOR DCO APPLICATION	NB	AF	KB
Rev	Date	Description	Drawn	Check	Approv

PROJECT:

**nationalgrid** Norwich to Tilbury

Planning Inspectorate App Number: EN020027  
Regulation 5(2)(a)

Title:

Figure 14.3 - Noise and Vibration -  
Construction Vibration Assessment Outputs  
Page 16 of 24

Designed	D. Gray	Date	21 Aug 25
Drawn	N. Banu	Date	21 Aug 25
Checked	A. Fell	Date	21 Aug 25
Approved	K. Burrows	Date	21 Aug 25
Scale:	1:25,000	Datum:	AOD
Original Size:	A3	Grid:	OS
Suitability Code:	A2	Project Number:	10059280

Suitability Description:

Accepted as Concept Stage

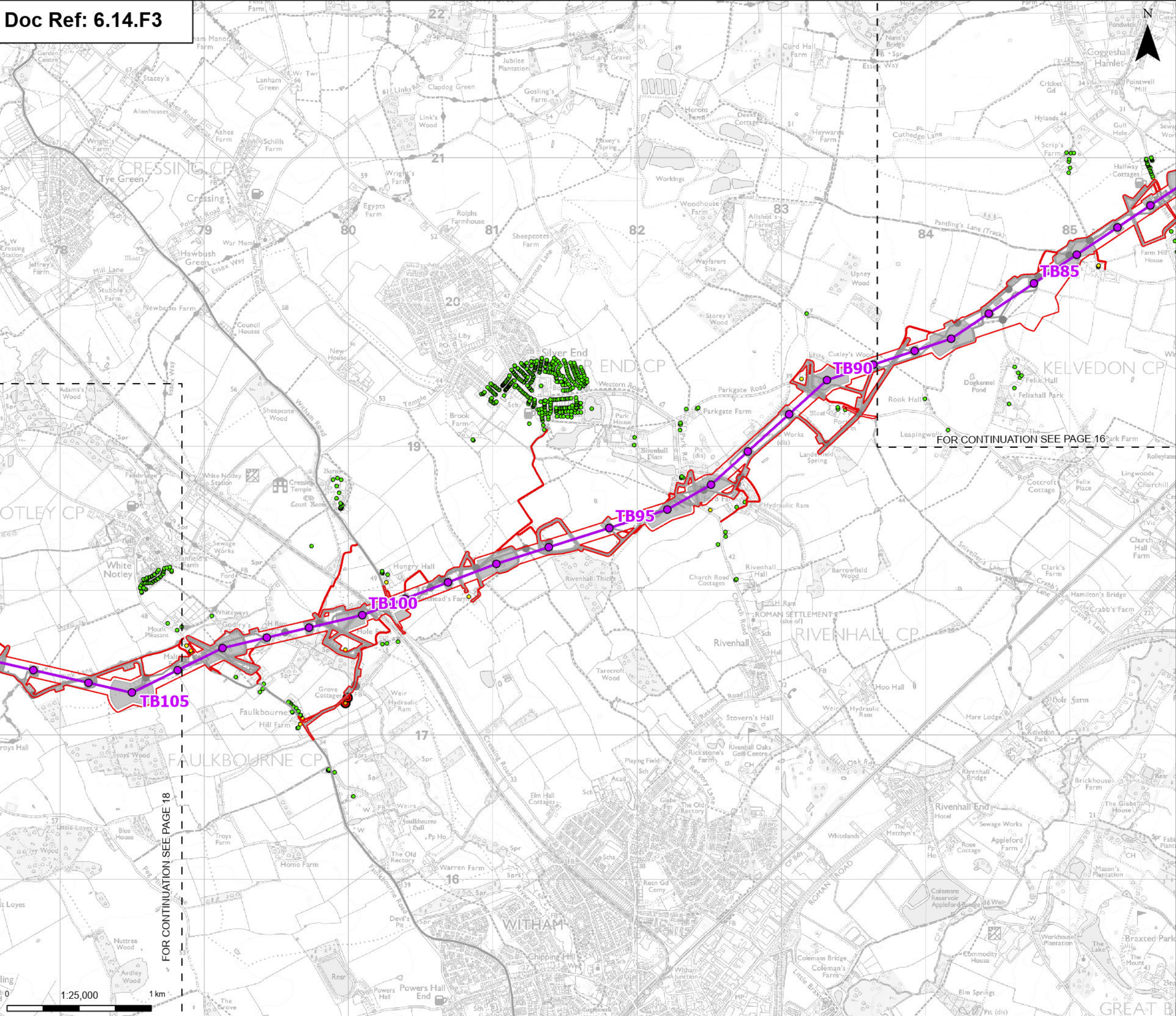
Drawing Number:

10059280-ARC-ENV-ZZ-DR-ZZ-00345

Revision:

A





**Order limits**

- Order limits
- Sheet index cutline

**Proposed project design details**

- Proposed standard lattice pylon location
- Proposed overhead line alignment
- Other temporary and permanent construction and operational works

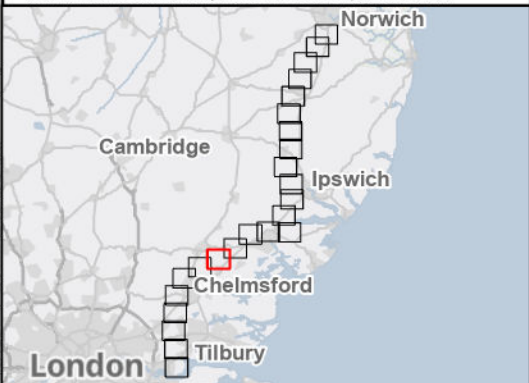
**Discipline specific constraints**

Magnitude of impact without mitigation

- Large
- Medium
- Small
- Negligible
- Significant adverse effect without mitigation - residential

Note: The proposed overhead line alignment and proposed underground cable alignment together comprise the alignment. For further details regarding the design, please refer to Figures 4.1 (document reference 6.4.F1) and 4.2 (document reference 6.4.F2).

Notes: © Crown copyright and database rights 2025 Ordnance Survey 0100031673, Contains public sector information licensed under the Open Government Licence v3.0, © National Grid UK



Rev		Date	Description	Drawn	Check	Approv
A		Aug 2025	FOR DCO APPLICATION	NB	AF	KB

PROJECT:  
**nationalgrid** Norwich to  
Tilbury

Planning Inspectorate App Number: EN020027  
Regulation 5(2)(a)

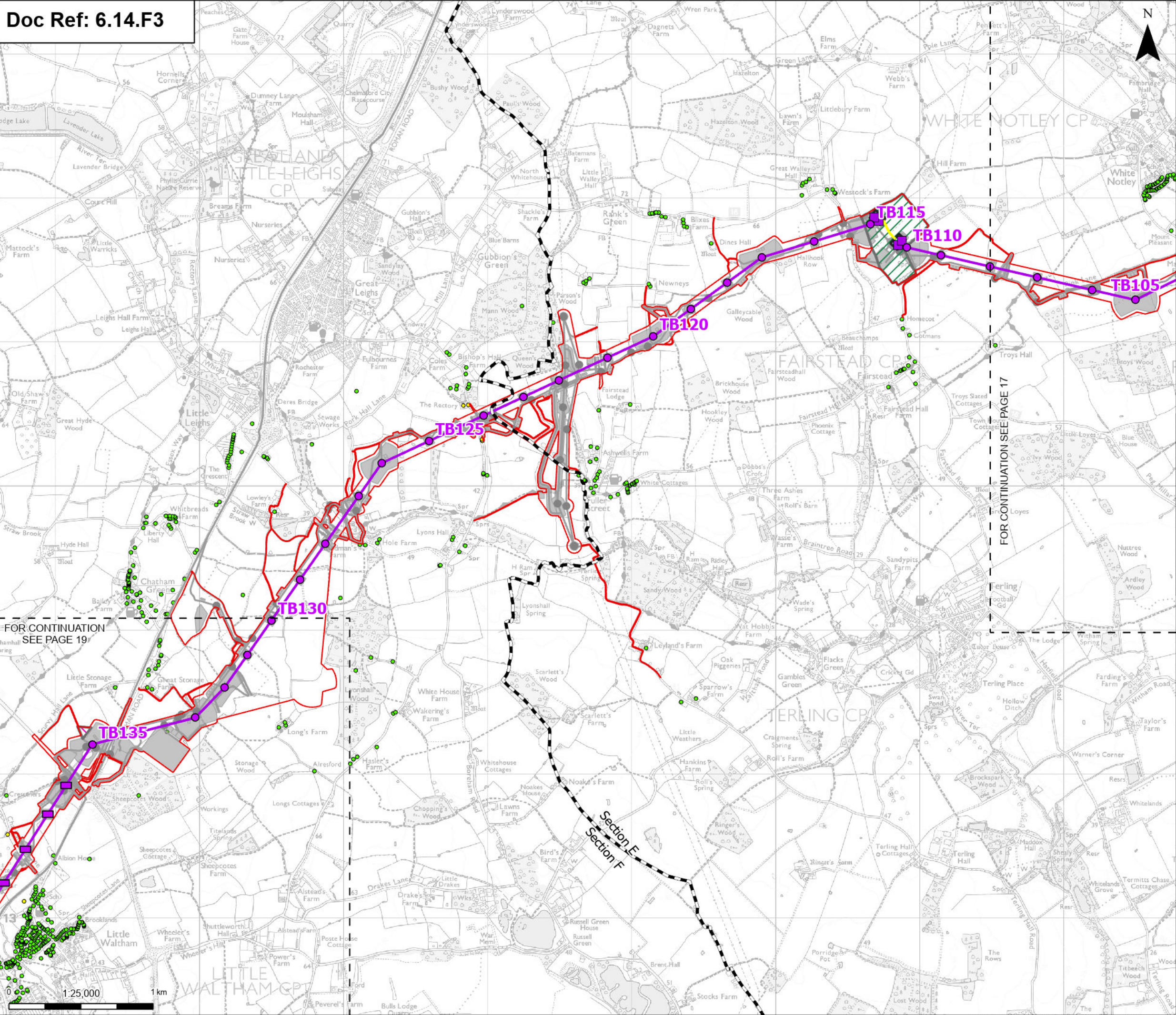
Title:  
**Figure 14.3 - Noise and Vibration -  
Construction Vibration Assessment Outputs  
Page 17 of 24**

Designed	D. Gray	Date	21 Aug 25
Drawn	N. Banu	Date	21 Aug 25
Checked	A. Fell	Date	21 Aug 25
Approved	K. Burrows	Date	21 Aug 25
Scale:	1:25,000	Datum:	AOD
Original Size:	A3	Grid:	OS
Suitability Code:	A2	Project Number:	10059280

Suitability Description:  
Accepted as Concept Stage

Drawing Number: 10059280-ARC-ENV-ZZ-DR-ZZ-00345	Revision: A
--	----------------





**Order limits**

- Sheet index outline
- Project sections

**Proposed project design details**

- Proposed low duty gantry
- Proposed low height pylon location
- Proposed standard lattice pylon location
- Proposed overhead line alignment
- Proposed underground cable alignment
- Proposed cable sealing end compound (CSEC)
- Environmental area
- Environmental mitigation
- Other temporary and permanent construction and operational works

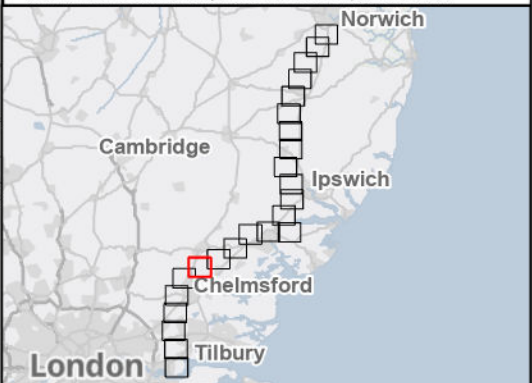
**Discipline specific constraints**

Magnitude of impact without mitigation

- Large
- Small
- Negligible

Note: The proposed overhead line alignment and proposed underground cable alignment together comprise the alignment. For further details regarding the design, please refer to Figures 4.1 (document reference 6.4.F1) and 4.2 (document reference 6.4.F2).

Notes: © Crown copyright and database rights 2025 Ordnance Survey 0100031673, Contains public sector information licensed under the Open Government Licence v3.0, © National Grid UK



FOR CONTINUATION  
SEE PAGE 19

FOR CONTINUATION SEE PAGE 17

Rev	Date	Description	Drawn	Check	Approv
A	Aug 2025	FOR DCO APPLICATION	NB	AF	KB

PROJECT:  
**nationalgrid** Norwich to Tilbury

Planning Inspectorate App Number: EN020027  
Regulation 5(2)(a)

Title:  
**Figure 14.3 - Noise and Vibration -  
Construction Vibration Assessment Outputs  
Page 18 of 24**

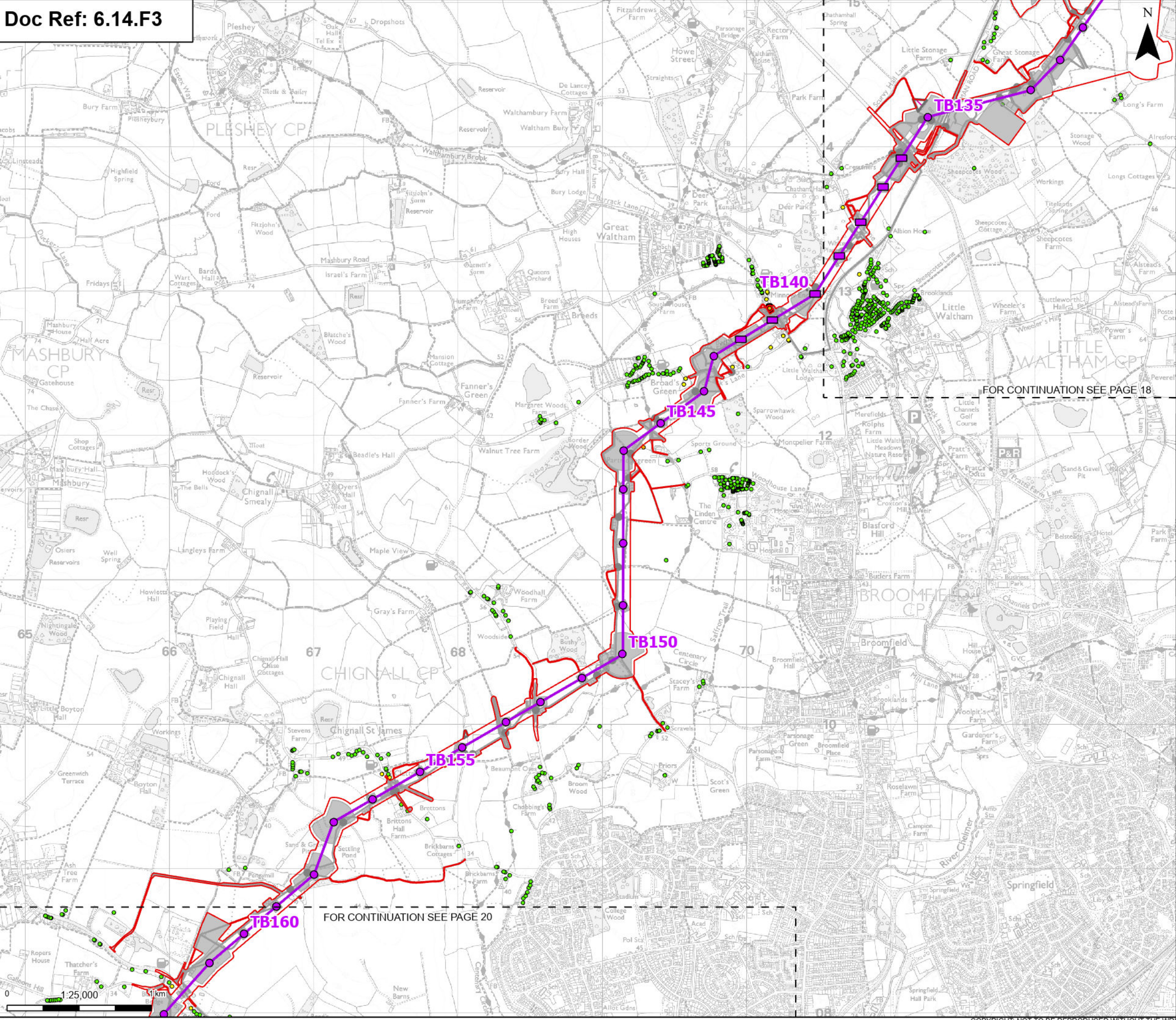
Designed	D. Gray	Date	21 Aug 25
Drawn	N. Banu	Date	21 Aug 25
Checked	A. Fell	Date	21 Aug 25
Approved	K. Burrows	Date	21 Aug 25
Scale:	1:25,000	Datum:	AOD
Original Size:	A3	Grid:	OS
Suitability Code:	A2	Project Number:	10059280

Suitability Description:  
**Accepted as Concept Stage**

Drawing Number:  
10059280-ARC-ENV-ZZ-DR-ZZ-00345

Revision:  
**A**





Order limits

Sheet index cutline

**Proposed project design details**

- Proposed low height pylon location
- Proposed standard lattice pylon location
- Proposed overhead line alignment
- Environmental mitigation
- Other temporary and permanent construction and operational works

**Discipline specific constraints**

Magnitude of impact without mitigation

- Large
- Medium
- Small
- Negligible
- Significant adverse effect without mitigation - residential

Note: The proposed overhead line alignment and proposed underground cable alignment together comprise the alignment. For further details regarding the design, please refer to Figures 4.1 (document reference 6.4.F1) and 4.2 (document reference 6.4.F2).

Notes: © Crown copyright and database rights 2025 Ordnance Survey 0100031673, Contains public sector information licensed under the Open Government Licence v3.0, © National Grid UK

A	Aug 2025	FOR DCO APPLICATION	NB	AF	KB
Rev	Date	Description	Drawn	Check	Approv

PROJECT:

**nationalgrid** Norwich to Tilbury

Planning Inspectorate App Number: EN020027  
Regulation 5(2)(a)

Title:

Figure 14.3 - Noise and Vibration -  
Construction Vibration Assessment Outputs  
Page 19 of 24

Designed	D. Gray	Date	21 Aug 25
Drawn	N. Banu	Date	21 Aug 25
Checked	A. Fell	Date	21 Aug 25
Approved	K. Burrows	Date	21 Aug 25
Scale:	1:25,000	Datum:	AOD
Original Size:	A3	Grid:	OS
Suitability Code:	A2	Project Number:	10059280

Suitability Description:

Accepted as Concept Stage

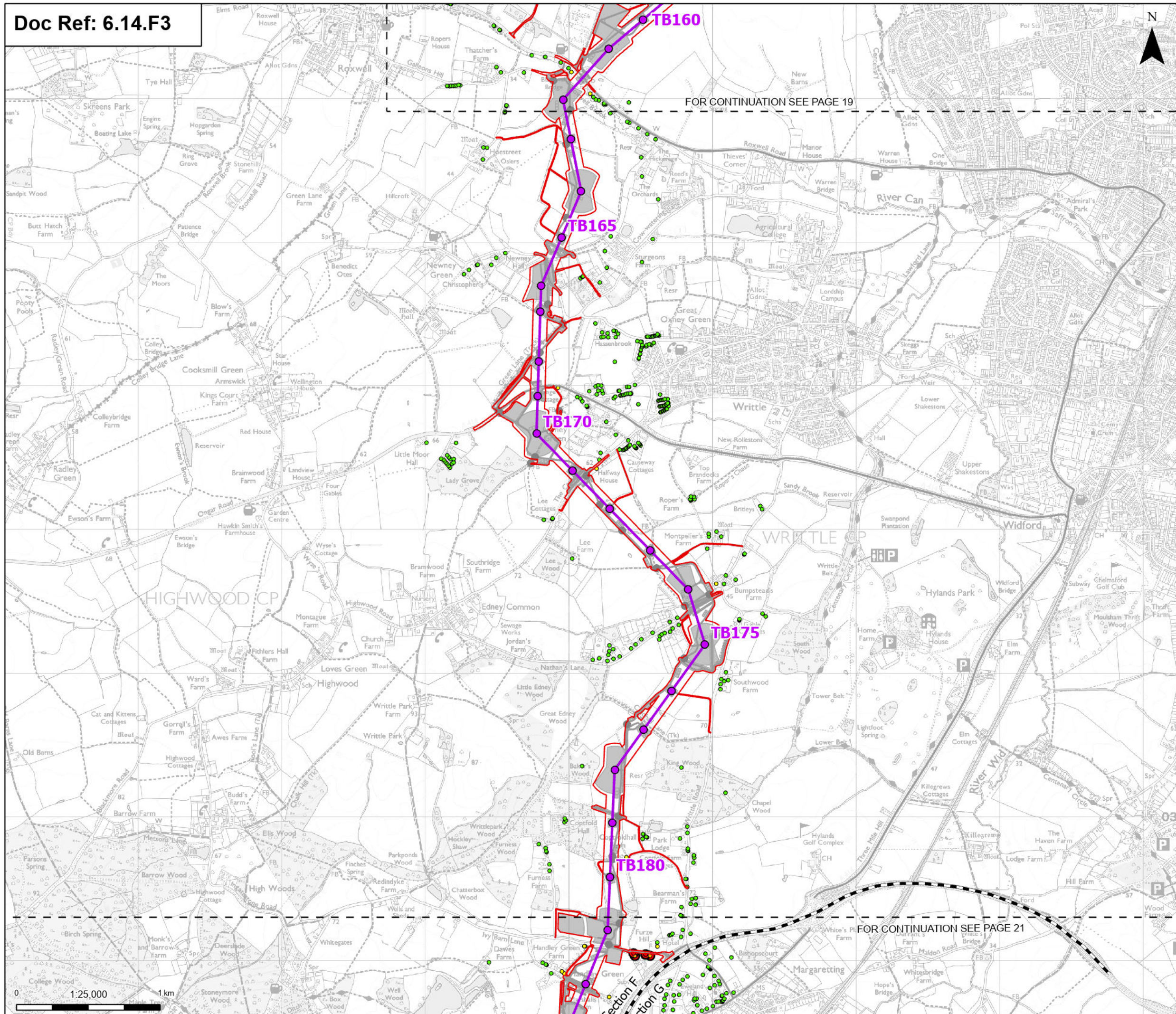
Drawing Number:

10059280-ARC-ENV-ZZ-DR-ZZ-00345

Revision:

A





Order limits

Sheet index cutline

Project sections

**Proposed project design details**

- Proposed standard lattice pylon location
- Proposed overhead line alignment
- Environmental mitigation
- Other temporary and permanent construction and operational works

**Discipline specific constraints**

Magnitude of impact without mitigation

- Large
- Medium
- Small
- Negligible
- Significant adverse effect without mitigation - residential

Note: The proposed overhead line alignment and proposed underground cable alignment together comprise the alignment. For further details regarding the design, please refer to Figures 4.1 (document reference 6.4.F1) and 4.2 (document reference 6.4.F2).

Notes: © Crown copyright and database rights 2025 Ordnance Survey 0100031673, Contains public sector information licensed under the Open Government Licence v3.0, © National Grid UK

Norwich

Cambridge

Ipswich

Chelmsford

London

Tilbury

A	Aug 2025	FOR DCO APPLICATION	NB	AF	KB
Rev	Date	Description	Drawn	Check	Approv

PROJECT:

**nationalgrid** Norwich to Tilbury

Planning Inspectorate App Number: EN020027 Regulation 5(2)(a)

Title:

Figure 14.3 - Noise and Vibration - Construction Vibration Assessment Outputs Page 20 of 24

Designed	D. Gray	Date	21 Aug 25
Drawn	N. Banu	Date	21 Aug 25
Checked	A. Fell	Date	21 Aug 25
Approved	K. Burrows	Date	21 Aug 25
Scale:	1:25,000	Datum:	AOD
Original Size:	A3	Grid:	OS
Suitability Code:	A2	Project Number:	10059280

Suitability Description:

Accepted as Concept Stage

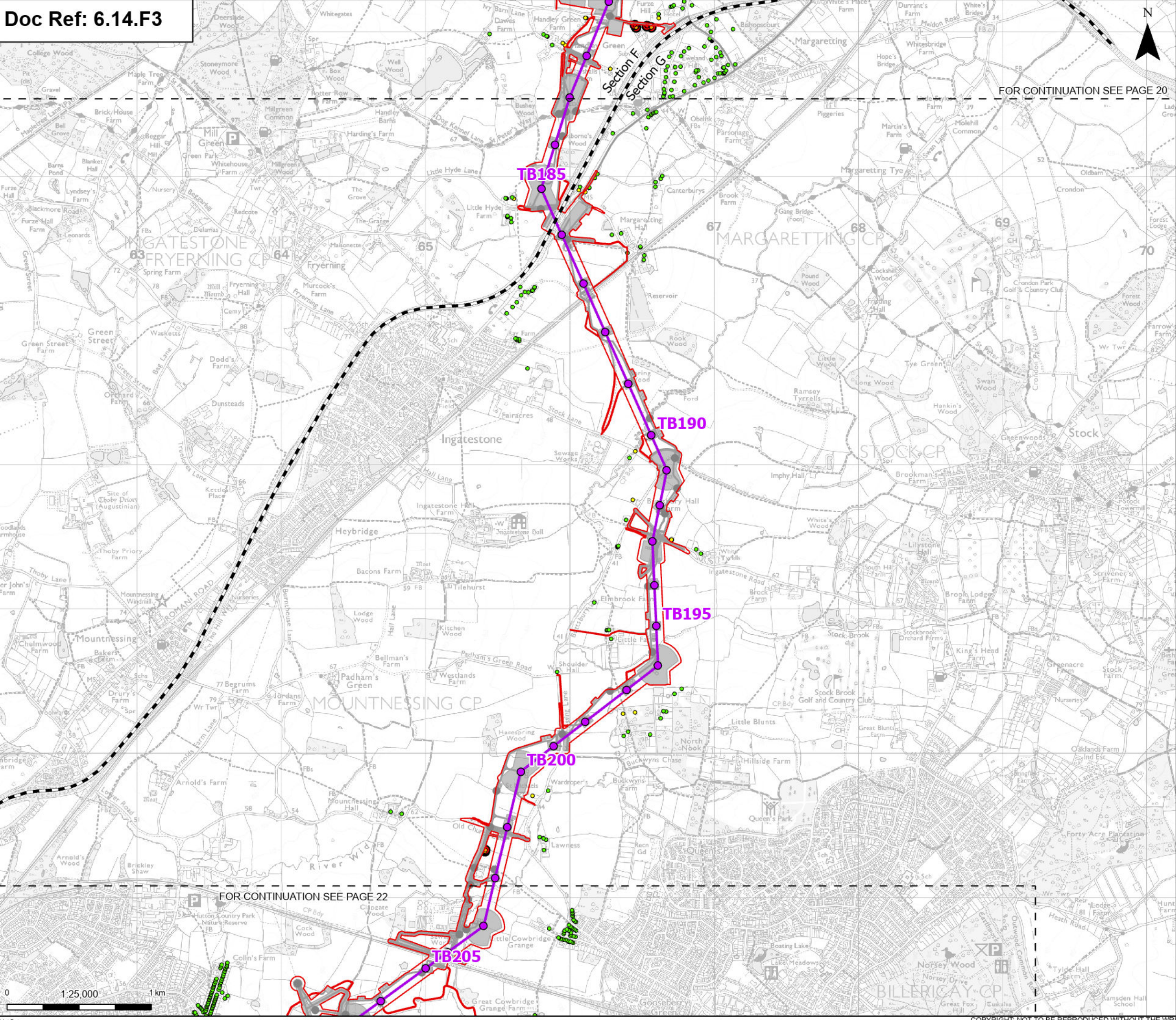
Drawing Number:

10059280-ARC-ENV-ZZ-DR-ZZ-00345

Revision:

A





**Order limits**

- Sheet index outline
- Project sections

**Proposed project design details**

- Proposed standard lattice pylon location
- Proposed overhead line alignment
- Environmental mitigation
- Other temporary and permanent construction and operational works

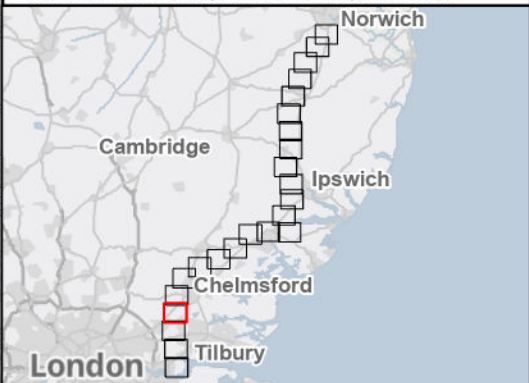
**Discipline specific constraints**

Magnitude of impact without mitigation

- Large
- Medium
- Small
- Negligible
- Significant adverse effect without mitigation - residential

Note: The proposed overhead line alignment and proposed underground cable alignment together comprise the alignment. For further details regarding the design, please refer to Figures 4.1 (document reference 6.4.F1) and 4.2 (document reference 6.4.F2).

Notes: © Crown copyright and database rights 2025 Ordnance Survey 0100031673, Contains public sector information licensed under the Open Government Licence v3.0, © National Grid UK



Rev	Date	Description	Drawn	Check	Approv
A	Aug 2025	FOR DCO APPLICATION	NB	AF	KB

PROJECT:  
**nationalgrid** Norwich to Tilbury

Planning Inspectorate App Number: EN020027  
Regulation 5(2)(a)

Title:  
**Figure 14.3 - Noise and Vibration - Construction Vibration Assessment Outputs**  
Page 21 of 24

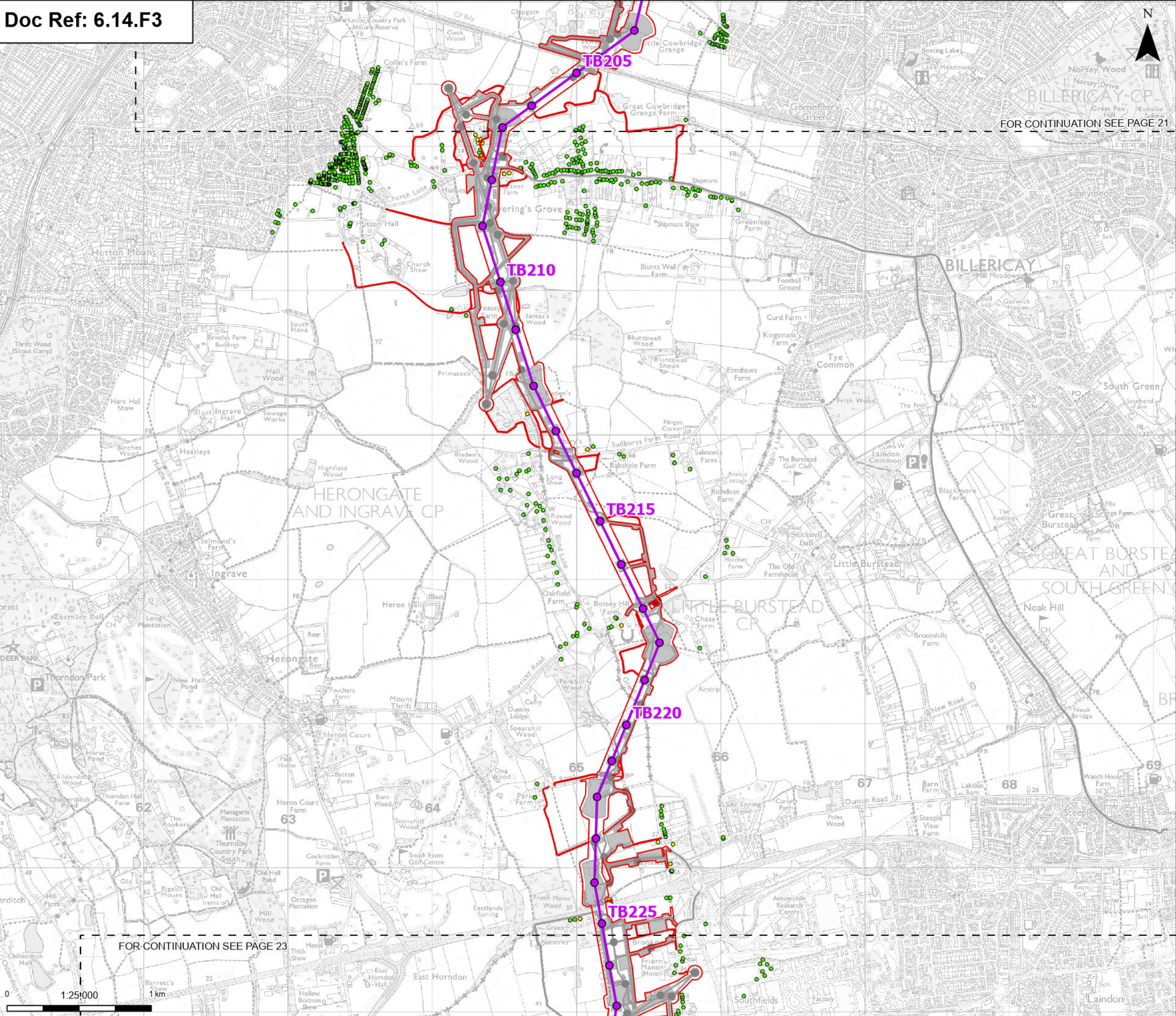
Designed	D. Gray	Date	21 Aug 25
Drawn	N. Banu	Date	21 Aug 25
Checked	A. Fell	Date	21 Aug 25
Approved	K. Burrows	Date	21 Aug 25
Scale:	1:25,000	Datum:	AOD
Original Size:	A3	Grid:	OS
Suitability Code:	A2	Project Number:	10059280

Suitability Description:  
Accepted as Concept Stage

Drawing Number:  
10059280-ARC-ENV-ZZ-DR-ZZ-00345

Revision:  
A





**Order limits**

**Sheet index cutline**

**Proposed project design details**

- Proposed standard lattice pylon location
- Proposed overhead line alignment
- Other temporary and permanent construction and operational works

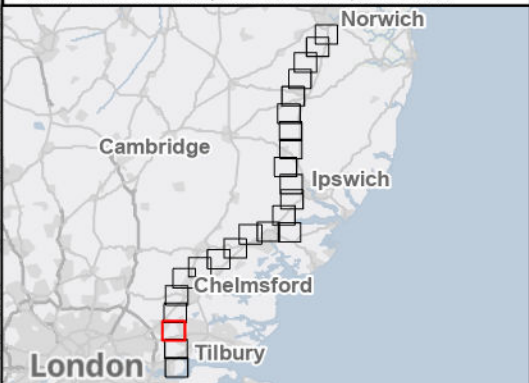
**Discipline specific constraints**

Magnitude of impact without mitigation

- Large
- Small
- Negligible
- Significant adverse effect without mitigation - residential

Note: The proposed overhead line alignment and proposed underground cable alignment together comprise the alignment. For further details regarding the design, please refer to Figures 4.1 (document reference 6.4.F1) and 4.2 (document reference 6.4.F2).

Notes: © Crown copyright and database rights 2025 Ordnance Survey 0100031673, Contains public sector information licensed under the Open Government Licence v3.0, © National Grid UK



A	Aug 2025	FOR DCO APPLICATION	NB	AF	KB
Rev	Date	Description	Drawn	Check	Approv

PROJECT:  
nationalgrid Norwich to  
Tilbury

Planning Inspectorate App Number: EN020027  
Regulation 5(2)(a)

Title:  
Figure 14.3 - Noise and Vibration -  
Construction Vibration Assessment Outputs  
Page 22 of 24

Designed	D. Gray	Date	21 Aug 25
Drawn	N. Banu	Date	21 Aug 25
Checked	A. Fell	Date	21 Aug 25
Approved	K. Burrows	Date	21 Aug 25
Scale:	1:25,000	Datum:	AOD
Original Size:	A3	Grid:	OS
Suitability Code:	A2	Project Number:	10059280

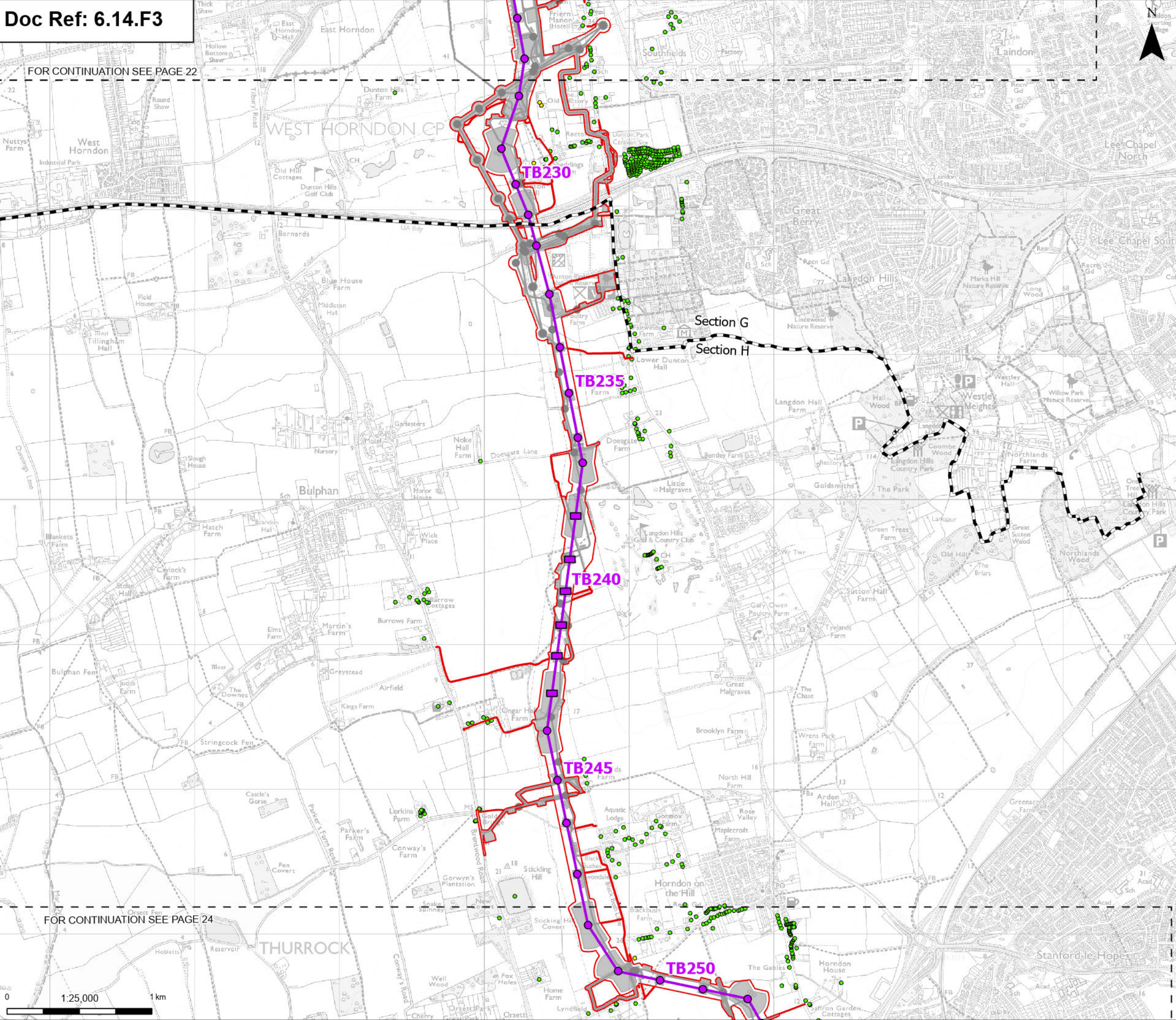
Suitability Description:  
Accepted as Concept Stage

Drawing Number: 10059280-ARC-ENV-ZZ-DR-ZZ-00345	Revision: A
--	----------------



FOR CONTINUATION SEE PAGE 22

FOR CONTINUATION SEE PAGE 24



**Order limits**

- Order limits
- Sheet index cutline
- Project sections

**Proposed project design details**

- Proposed low height pylon location
- Proposed standard lattice pylon location
- Proposed overhead line alignment
- Environmental mitigation
- Other temporary and permanent construction and operational works

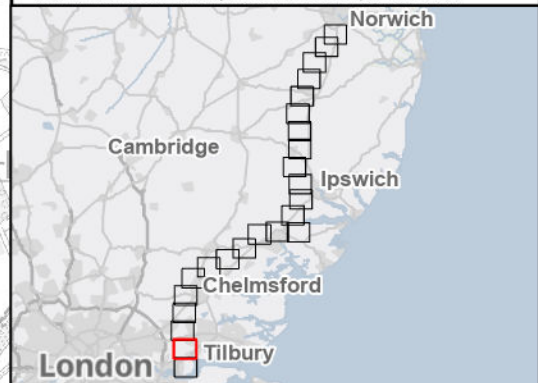
**Discipline specific constraints**

Magnitude of impact without mitigation

- Small
- Negligible

Note: The proposed overhead line alignment and proposed underground cable alignment together comprise the alignment. For further details regarding the design, please refer to Figures 4.1 (document reference 6.4.F1) and 4.2 (document reference 6.4.F2).

Notes: © Crown copyright and database rights 2025 Ordnance Survey 0100031673, Contains public sector information licensed under the Open Government Licence v3.0, © National Grid UK



Rev	Date	Description	Drawn	Check	Approv
A	Aug 2025	FOR DCO APPLICATION	NB	AF	KB

PROJECT:  
**nationalgrid** Norwich to  
Tilbury

Planning Inspectorate App Number: EN020027  
Regulation 5(2)(a)

Title:  
**Figure 14.3 - Noise and Vibration -  
Construction Vibration Assessment Outputs  
Page 23 of 24**

Designed	D. Gray	Date	21 Aug 25
Drawn	N. Banu	Date	21 Aug 25
Checked	A. Fell	Date	21 Aug 25
Approved	K. Burrows	Date	21 Aug 25
Scale:	1:25,000	Datum:	AOD
Original Size:	A3	Grid:	OS
Suitability Code:	A2	Project Number:	10059280

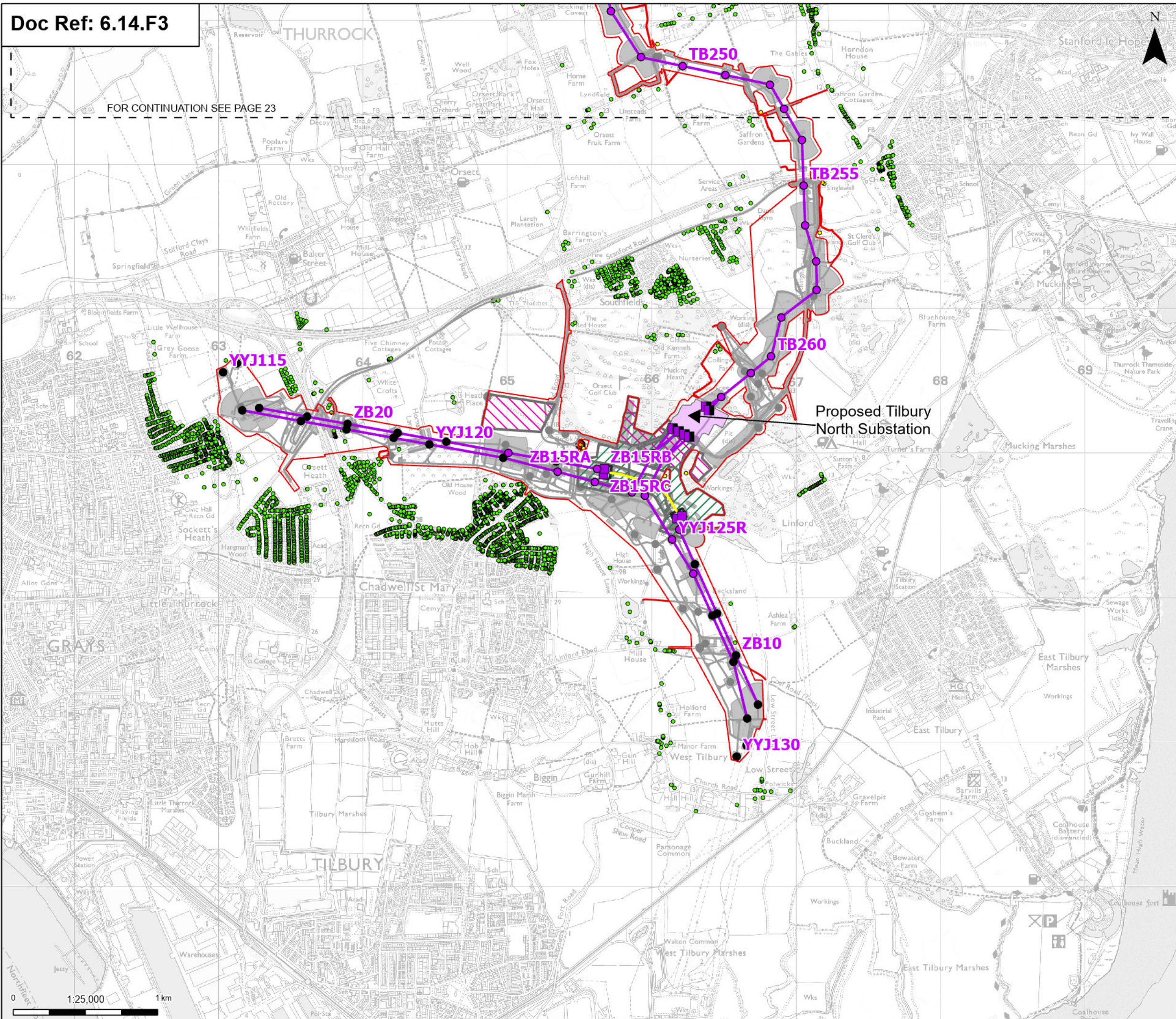
Suitability Description:  
**Accepted as Concept Stage**

Drawing Number:  
**10059280-ARC-ENV-ZZ-DR-ZZ-00345**


Revision:  
**A**




FOR CONTINUATION SEE PAGE 23



-  Order limits



 Sheet index cutline

**Proposed project design details**

  -  Proposed full line tension gantry
  -  Proposed low duty gantry
  -  Existing pylon (modify)
  -  Proposed standard lattice pylon location
  -  Proposed overhead line alignment
  -  Proposed underground cable alignment
  -  Proposed Tilbury North Substation
  -  Proposed cable sealing end compound (CSEC)
  -  Environmental area
  -  Environmental mitigation
  -  Other temporary and permanent construction and operational works

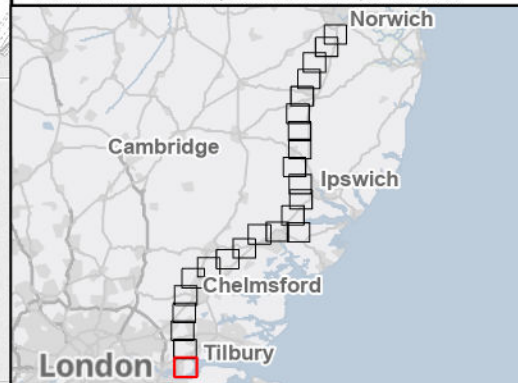
**Discipline specific constraints**

Magnitude of impact without mitigation

  -  Medium
  -  Small
  -  Negligible
  -  Significant adverse effect without mitigation - residential

Note: The proposed overhead line alignment and proposed underground cable alignment together comprise the alignment. For further details regarding the design, please refer to Figures 4.1 (document reference 6.4.F1) and 4.2 (document reference 6.4.F2).

Notes: © Crown copyright and database rights 2025 Ordnance Survey 0100031673, Contains public sector information licensed under the Open Government Licence v3.0, © National Grid UK



A	Aug 2025	FOR DCO APPLICATION	NB	AF	KB
Rev	Date	Description	Drawn	Check	Appr

**nationalgrid** PROJECT: Norwich to Tilbury

Planning Inspectorate App Number: EN02002  
Regulation 5(2)(a)

Title:

Figure 14.3 - Noise and Vibration -  
Construction Vibration Assessment Output  
Page 24 of 24

Designed	D. Gray	Date	21 Aug 25
Drawn	N. Banu	Date	21 Aug 25
Checked	A. Fell	Date	21 Aug 25
Approved	K. Burrows	Date	21 Aug 25
Scale:	1:25,000	Datum:	AOD
Original Size:	A3	Grid:	OS
Suitability Code:	A2	Project Number:	10059280

Suitability Description: Accepted as Concept Stage

Drawing Number: 10059280-ARC-ENV-ZZ-DR-ZZ-00345	Revision: A
--	----------------